

ALU-K

Housing made of flat aluminium profiles with angular contours.
Additional light output in the case of wall mounting. Single or double-sided escape route signage is provided thanks to exchangeable inserts.

Versions for wall mounting or with equipment for ceiling mounting or wire or rod suspension mounting, or mounting on brackets

MOUNTING OPTIONS



MOUNTING OPTIONS WITH EQUIPMENT



TECHNICAL DATA

Housing: Aluminium, anodized
Display pane: Methacrylate, printed

Service life $L_{80B_{50}}$: 50.000 h
Color stability: 3 SDCM



SELF-CONTAINED SUPPLY

Mains supply:
198 V–254 V/50 Hz

Specification:
Maintained or
non-maintained mode

Ambient temperature:
LTO: -20 °C to +50 °C
Classic: 0 °C to +40 °C

Protection class:
I

DECENTRAL SUPPLY

Battery supply:
24 V +/- 20% DC

Mains supply:
24 V +/- 20% DC

Ambient temperature:
-20 °C to +40 °C

Protection class:
III

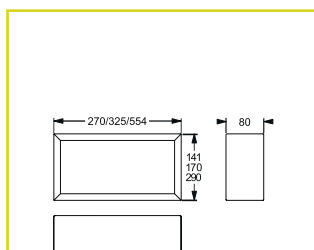
CENTRAL SUPPLY

Battery supply:
176 V–276 V

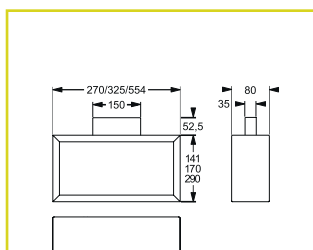
Mains supply:
198 V–254 V/50 Hz

Ambient temperature:
-20 °C to +40 °C

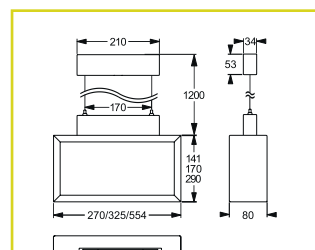
Protection class:
I



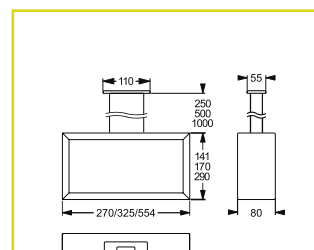
Surface wall mounting



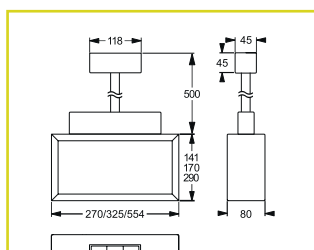
Surface ceiling mounting



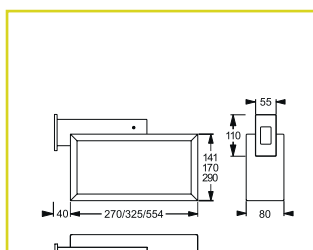
Wire suspension



Suspension rod rectangular



Suspension rod round



Bracket suspension



SELF-CONTAINED SUPPLY

Autotest Order code	Logica Order code	Logica FM Order code					
------------------------	----------------------	-------------------------	--	--	--	--	--

Surface wall mounting (single faced indication)

37033	37034	37035	24 m	24	1 h / 3 h / 8 h	2 x LTO 7.2 V / 0.5 Ah	4.85 VA
37036	37037	37038	30 m	32	1 h / 3 h / 8 h	2 x LTO 7.2 V / 0.5 Ah	4.85 VA
37039	37040	37041	53 m	48	1 h / 3 h / 8 h	2 x LTO 7.2 V / 0.5 Ah	4.85 VA

Surface ceiling mounting, suspension, bracket suspension (double faced indication)¹

37042	37043	37044	24 m	24	1 h / 3 h / 8 h	2 x LTO 7.2 V / 0.5 Ah	4.85 VA
37045	37046	37047	30 m	32	1 h / 3 h / 8 h	2 x LTO 7.2 V / 0.5 Ah	4.85 VA
37048	37049	37050	53 m	48	1 h / 3 h / 8 h	2 x LTO 7.2 V / 0.5 Ah	4.85 VA

CLASSIC SELF-CONTAINED SUPPLY

Autotest Order code	Logica Order code	Logica FM Order code						
------------------------	----------------------	-------------------------	--	--	--	--	--	--

Surface wall mounting (single faced indication)

36033	36034	36035	24 m	24	1 h / 3 h	NiMh 7.2 V / 0.6 Ah	NiMh 7.2 V / 1.2 Ah	7 VA
36036	36037	36038	30 m	32	1 h / 3 h	NiMh 7.2 V / 0.6 Ah	NiMh 7.2 V / 1.2 Ah	10 VA
36039	36040	36041	53 m	48	1 h / 3 h	NiMh 7.2 V / 0.6 Ah	NiMh 7.2 V / 1.2 Ah	10 VA

Surface ceiling mounting, suspension, bracket suspension (double faced indication)¹

36042	36043	36044	24 m	24	1 h / 3 h	NiMh 7.2 V / 0.6 Ah	NiMh 7.2 V / 1.2 Ah	7 VA
36045	36046	36047	30 m	32	1 h / 3 h	NiMh 7.2 V / 0.6 Ah	NiMh 7.2 V / 1.2 Ah	10 VA
36048	36049	36050	53 m	48	1 h / 3 h	NiMh 7.2 V / 0.6 Ah	NiMh 7.2 V / 1.2 Ah	10 VA

SICURO[®] DECENTRAL SUPPLY

Sicuro24 Order code			
------------------------	--	--	--

Surface wall mounting (single faced indication)

32011	24 m	24	2.2 W
32012	30 m	32	2.9 W
32013	53 m	48	4.3 W

Surface ceiling mounting, suspension, bracket suspension (double faced indication)¹

32014	24 m	24	2.2 W
32015	30 m	32	2.9 W
32016	53 m	48	4.3 W

SICURO[®] CENTRAL SUPPLY

Sicuro230 Order code				
-------------------------	--	--	--	--

Surface wall mounting (single faced indication)

31011	24 m	24	5.8 VA / 2.5 W
31012	30 m	32	7.4 VA / 3.5 W
31013	53 m	48	9.4 VA / 4.7 W

Surface ceiling mounting, suspension, bracket suspension (double faced indication)¹

31014	24 m	24	5.8 VA / 2.5 W
31015	30 m	32	7.4 VA / 3.5 W
31016	53 m	48	9.4 VA / 4.7 W

Exit sign pane

¹ For surface ceiling mounting, suspension and bracket suspension, please order equipment separately

Please order exit sign equipment separately

Order code	Description			
VD 24 m	VD 30 m	VD 53 m		
E16710M	E16715M	E16720M	Exit sign pane	
E16711M	E16716M	E16721M	Exit sign pane	
E16712M	E16717M	E16722M	Exit sign pane	
E16713	E16718	E16723	Opal plastic pane, white	
E16714	E16719	E16724	Opal plastic pane, grey	
E16733M	E16725M		Exit sign pane	
E16734M	E16726M		Exit sign pane	
E16735M	E16727M		Exit sign pane	
E16736M	E16728M		Exit sign pane	
E16729M	E16730M	E16731M	Exit sign pane	
	E16442		Safety sign extinguisher	
	E16443		Safety sign fire hose	
	E16444		Safety sign fire button	

Please order additional equipment separately

Order code	Description		
VD 24 m	VD 30 m	VD 53 m	
F95717	F95717	F95717	Adapter for ceiling mounting ¹
F95718	F95718	F95718	Suspension rod, rectangular, 250 mm ¹
F95719	F95719	F95719	Suspension rod, rectangular, 500 mm ¹
F95720	F95720	F95720	Suspension rod, rectangular, 1.000 mm ¹
F95722	F95722	F95722	Suspension rod, round, 500 mm ¹
F95723	F95723	F95723	Wire suspension, max. 1.200 mm ¹
F95714	F95721	F95729	Bracket suspension ¹
F95722	F95722	F95722	Suspension rod, round, 500 mm ¹
	F95724		Wire guard

¹ Sheet steel, aluminium grey