

PIANA LED

Escape sign luminaire with angular housing, frame display and light guide panel. 1- or 2-sided escape route indication through exchangeable escape sign foils.


Versions for surface wall and ceiling mounting and wire pendulum and with additional accessories for recessed ceiling mounting



MOUNTING TYPES



MOUNTING TYPES WITH ACCESSORIES



TECHNICAL DATA

Housing: ABS, white (RAL 9003)
Frame: ABS, white (RAL 9003)
Display pane: PMMA (display pane)
 Polycarbonate (foil, printed)
Service life $L_{80B_{50}}$: 50.000 h

Color stability: 3 SDCM
Color temperature: 5.700 K
Color rendering index: 80



SELF-CONTAINED SUPPLY

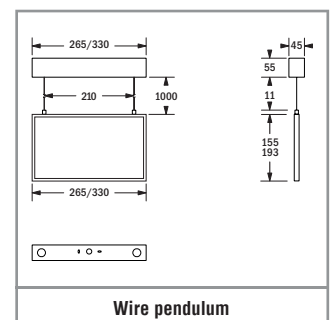
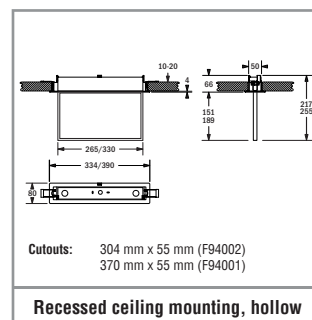
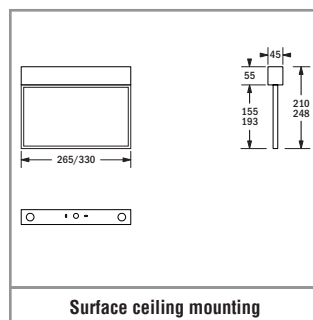
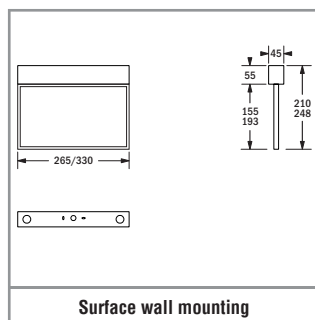
Mains supply: 198 V – 254 V / 50 Hz
Switching: Maintained and non-maintained
Ambient temperature: LTO : -20 °C to +45 °C
 Classic: 0 °C to +40 °C
Protection class: II

DECENTRAL SUPPLY

Mains supply: 24 V +/- 20 % DC
Battery supply: 24 V +/- 20 % DC
Ambient temperature: -20 °C to +40 °C
Protection class: III






CENTRAL SUPPLY

Mains supply: 198 V – 254 V / 50 Hz
Battery supply: 176 V – 276 V
Ambient temperature: -20 °C to +40 °C
Protection class: II
Mains supply (alt.): 90 V – 254 V / 50/60 Hz
Battery supply (alt.): 90 V – 276 V













SELF-CONTAINED SUPPLY

Autotest Order code	Logica Order code	Logica FM Order code					
Surface wall mounting (1-sided escape route indication), surface ceiling mounting (2-sided escape route indication) ¹							
37168	37169	37170	24 m	28	1 h / 3 h / 8 h	2 x LTO 7.2 V / 0.5 Ah	4.85 VA
37171	37172	37173	30 m	28	1 h / 3 h / 8 h	2 x LTO 7.2 V / 0.5 Ah	4.85 VA
Wire pendulum (2-sided escape route indication) ¹							
37174	37175	37176	24 m	28	1 h / 3 h / 8 h	2 x LTO 7.2 V / 0.5 Ah	4.85 VA
37177	37178	37179	30 m	28	1 h / 3 h / 8 h	2 x LTO 7.2 V / 0.5 Ah	4.85 VA





CLASSIC SELF-CONTAINED SUPPLY

Autotest Order code					
Surface wall mounting (1-sided escape route indication), surface ceiling mounting (2-sided escape route indication) ¹					
N94100AT	24 m	14	1 h	NiCd 3.6 V / 0.6 Ah	6 VA
N94101AT	24 m	14	3 h	NiCd 3.6 V / 0.9 Ah	6 VA
N94110AT	30 m	14	1 h	NiCd 3.6 V / 0.6 Ah	6 VA
N94111AT	30 m	14	3 h	NiCd 3.6 V / 0.9 Ah	6 VA
Wire pendulum (2-sided escape route indication) ¹					
N94102AT	24 m	14	1 h	NiCd 3.6 V / 0.6 Ah	6 VA
N94103AT	24 m	14	3 h	NiCd 3.6 V / 0.9 Ah	6 VA
N94112AT	30 m	14	1 h	NiCd 3.6 V / 0.6 Ah	6 VA
N94113AT	30 m	14	3 h	NiCd 3.6 V / 0.9 Ah	6 VA


SICURO^{LED} DECENTRAL SUPPLY

Sicuro24 Order code			
Surface wall mounting (1-sided escape route indication), surface ceiling mounting (2-sided escape route indication) ¹			
32085	24 m	28	2.9 W
32086	30 m	28	2.9 W
Wire pendulum (2-sided escape route indication) ¹			
32087	24 m	28	2.9 W
32088	30 m	28	2.9 W





SICURO^{LED} CENTRAL SUPPLY

Sicuro230 Order code				
Surface wall mounting (1-sided escape route indication), surface ceiling mounting (2-sided escape route indication) ¹				
31116	24 m	28	7.4 VA / 3.5 W	
31117	30 m	28	7.4 VA / 3.5 W	
Wire pendulum (2-sided escape route indication) ¹				
31118	24 m	28	7.4 VA / 3.5 W	
31119	30 m	28	7.4 VA / 3.5 W	

¹ Please order additional required accessories for recessed ceiling mounting separately.



Please order accessories separately		
Order code	Description	
VD 24 m	VD 30 m	
F94002	F94001	Recessed mounting set for hollow ceilings

Please order escape sign accessories separately		
Order code	Description	
VD 24 m	VD 30 m	
-	E16030M	Set of escape sign foils 
E16029M	-	Set of escape sign foils 
E16031M	-	Escape sign foil 
-	E16032M	Escape sign foil 

Included in scope of delivery		
Order code	Description	
VD 25 m	VD 30 m	
-	-	Set of escape sign foils 