




## TULA

**Flat design housing in sheet steel with convex light-emitting surface and opal display pane.** Single or double sided escape route is provided thanks to exchangeable films.

Versions for surface wall mounting or with additional equipment for surface ceiling and mounting on brackets

### MOUNTING OPTIONS



### MOUNTING OPTIONS WITH EQUIPMENT



### TECHNICAL DATA

**Housing:** Sheet steel, grey (RAL 9006)  
**Cover:** Methacrylate, opal

**Service life  $L_{50, B_{50}}$ :** 50.000 h  
**Color stability:** 3 SDCM



### DECENTRAL SUPPLY

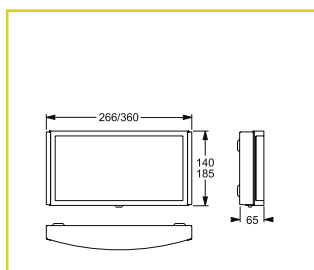
**Battery supply:**  
24 V +/- 20% DC  
**Mains supply:**  
24 V +/- 20% DC

**Ambient temperature:**  
-20 °C to +40 °C  
**S24-Protection class:**  
III

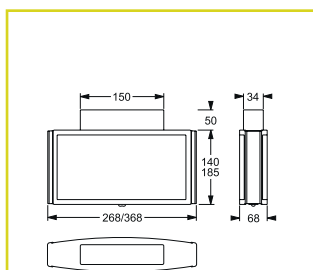
### CENTRAL SUPPLY

**Battery supply:**  
176 V-276 V  
**Mains supply:**  
198 V-254 V/50 Hz

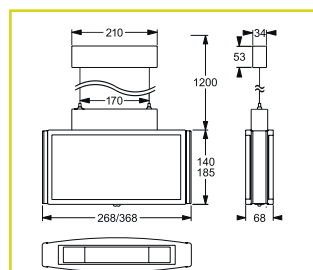
**Ambient temperature:**  
-20 °C to +40 °C  
**Protection class:**  
I



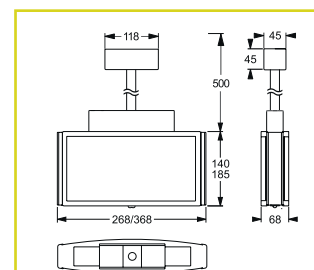
Surface wall mounting



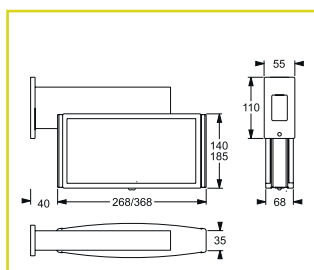
Surface ceiling mounting



Wire suspension






Suspension rod







Bracket suspension






**DECENTRAL SUPPLY**

| Sicuro24<br>Order code  |  |  |  |
|---|---|---|---|
| Surface wall mounting (single faced indication)   |   |   |   |
| <b>32025</b>  | 23 m  | 24  | 2.2 W   |
| <b>32027</b>  | 32 m  | 48  | 4.3 W   |
| Surface ceiling mounting, suspension, bracket suspension (double faced indication) <sup>1</sup> |   |   |   |
| <b>32026</b>  | 23 m  | 24  | 2.2 W   |
| <b>32029</b>  | 32 m  | 48  | 4.3 W   |


**CENTRAL SUPPLY**

| Sicuro230<br>Order code   |  |  |  |  |
|---|---|---|---|---|
| Surface wall mounting (single faced indication)   |   |   |   |   |
| <b>31025</b>  | 23 m  | 24  | 5.8 VA / 2.5 W  |   |
| <b>31027</b>  | 32 m  | 48  | 9.4 VA / 4.7 W  |   |
| Surface ceiling mounting, suspension, bracket suspension (double faced indication) <sup>1</sup> |   |   |   |   |
| <b>31026</b>  | 23 m  | 24  | 5.8 VA / 2.5 W  |   |
| <b>31029</b>  | 32 m  | 48  | 9.4 VA / 4.7 W  |   |

<sup>1</sup> For surface ceiling mounting, suspension and bracket suspension please order equipment separately

| Included in standard delivery |                 |                |   |
|-------------------------------|-----------------|----------------|---|
| Order code                    |                 | Description    |   |
| VD 23 m                       | VD 32 m         |                |   |
| <b>F15337MU</b>               | <b>F15338MU</b> | Exit sign film |  |
| <b>F15337MR</b>               | <b>F15338MR</b> | Exit sign film |  |
| <b>F15337ML</b>               | <b>F15338ML</b> | Exit sign film |  |
| <b>F15337MO</b>               | <b>F15338MO</b> | Exit sign film |  |

| Please order additional equipment separately |                                     |
|--|-------------------------------------|
| Order code                                   | Description                         |
| <b>F95109PK</b>                              | Adapter for ceiling mounting        |
| <b>F95109PR</b>                              | Suspension rod, rectangular, 500 mm |
| <b>F95109PS</b>                              | Wire suspension, max. 1.200 mm      |
| <b>F95109P</b>                               | Bracket suspension                  |