


PLURALUCE MODULE



Luminaire module for installation in luminaires of the general lighting. High-power LED with light guidance through special lenses for asymmetrical shining light distribution (illumination of escape routes with 1 lx), symmetrical shining light distribution (illumination of areas with 0.5 lx) and 1-sided asymmetrical shining light distribution (illumination of safety devices with 5 lx).

Version for luminaire installation

MOUNTING TYPES



TECHNICAL DATA

| | | | |
|--|---|-------------------------------|---------|
| Cover: | Polycarbonate, white (RAL 9010) | Color temperature: | 4.000 K |
| Lens: | PMMA, transparent | Color rendering index: | 70 |
| Service life $L_{80}B_{20}$: | 50.000 h | Optic interface: | LIFE |
| Color stability: | 3 SDCM | | |
| <div><div>IP20</div><div></div></div> | | | |
| Commissioning: | For Autotest, operating duration, operating mode PS, monitoring group and test duration are only programmable per app B.connect over smartphone locally on luminaire. | | |

SELF-CONTAINED SUPPLY

| | |
|-----------------------------|-------------------------------|
| Mains supply: | 198 V – 254 V/50 Hz |
| Switching: | Maintained and non-maintained |
| Ambient temperature: | -10 °C to +45 °C |
| Protection class: | II |

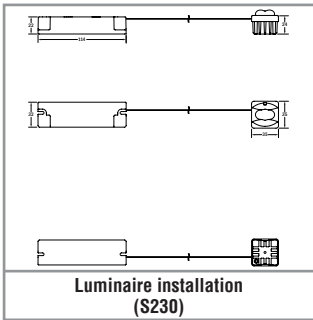
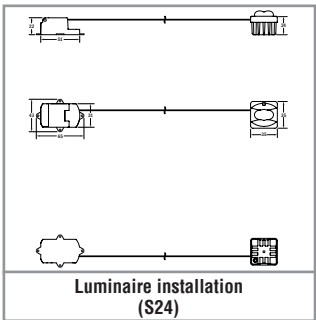
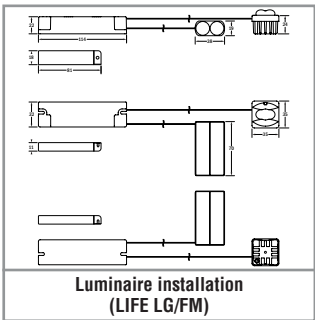
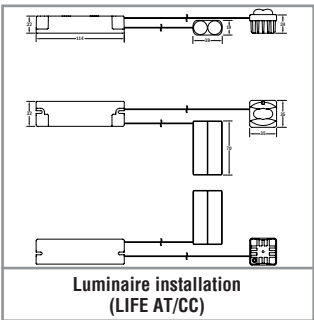
DECENTRAL SUPPLY

| | |
|-----------------------------|------------------|
| Mains supply: | 24 V +/- 20 % DC |
| Battery supply: | 24 V +/- 20 % DC |
| Ambient temperature: | -20 °C to +40 °C |
| Protection class: | III |

CENTRAL SUPPLY

| | |
|-------------------------------|-------------------------|
| Mains supply: | 198 V – 254 V/50 Hz |
| Battery supply: | 176 V – 276 V |
| Ambient temperature: | -20 °C to +40 °C |
| Protection class: | II |
| Mains supply (alt.): | 90 V – 254 V / 50/60 Hz |
| Battery supply (alt.): | 90 V – 276 V |

| Variant | Area 3.5 m | Area 7 m | Escape route |
|----------------------|-------------------|-----------------|------------------|
| LIFE | 271 lm | 271 lm | 248 lm |
| Sicuro24 / Sicuro230 | 361 lm | 361 lm | 330 lm |



| Autotest / CableCom Order code | Logica Order code | Logica FM Order code | LED | $\Phi =$ 1 h | $\Phi =$ 3 h | $\Phi =$ 8 h | | S~ |
|-----------------------------------|----------------------|-------------------------|-----|--------------|--------------|--------------|--|----|
|-----------------------------------|----------------------|-------------------------|-----|--------------|--------------|--------------|--|----|

Luminaire installation for area illumination and escape route illumination with 3 changeable lenses

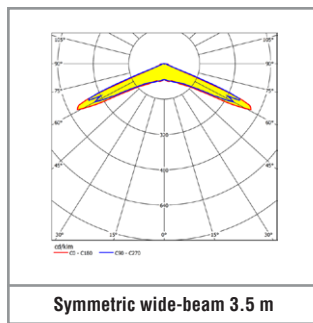
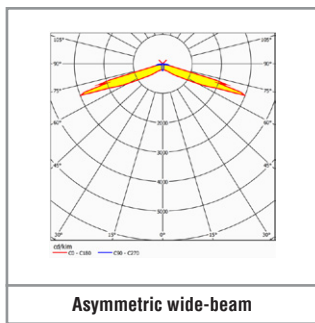
| | | | | | | | | |
|-------|-------|-------|---|---|---|--|---------------------|------|
| 37087 | 37088 | 37089 | 1 | Escape route 330 lm Area 3.5 m / 7 m 361 lm / 361 lm | Escape route 190 lm Area 3.5 m / 7 m 207 lm / 207 lm | Escape route 66 lm Area 3.5 m / 7 m 72 lm / 72 lm | LIFE 6.4 V / 1.5 Ah | 8 VA |
|-------|-------|-------|---|---|---|--|---------------------|------|

SICURO[®] DECENTRAL SUPPLY

| Sicuro24 Order code | LED | $\Phi =$ | P = |
|------------------------|-----|----------|-----|
|------------------------|-----|----------|-----|

Luminaire installation for area illumination and escape route illumination with 3 changeable lenses

| | | | |
|-------|---|---|-------|
| 32042 | 1 | Escape route 330 lm Area 3.5 m / 7 m 361 lm / 361 lm | 3.8 W |
|-------|---|---|-------|

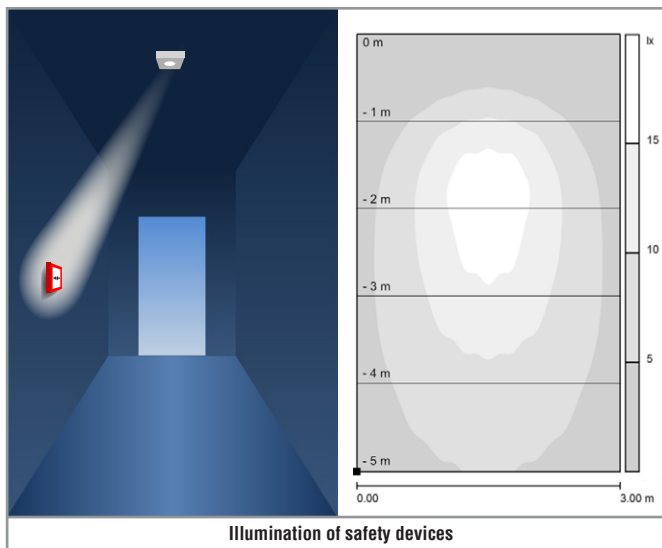
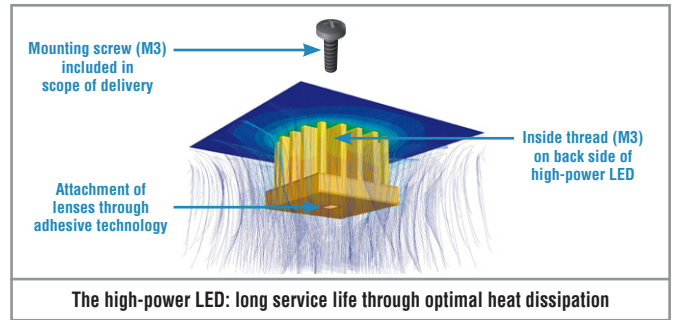
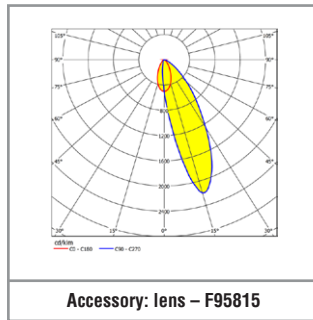
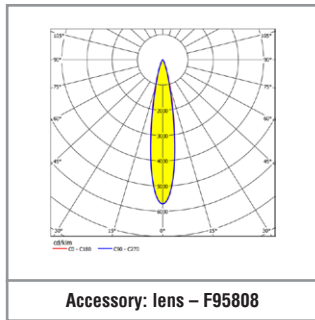
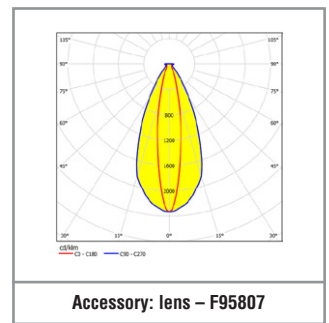
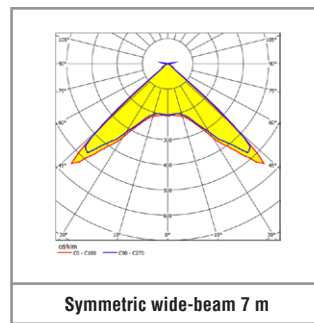


SICURO[®] CENTRAL SUPPLY

| Sicuro230 Order code | LED | $\Phi =$ | S~ | P = |
|-------------------------|-----|----------|----|-----|
|-------------------------|-----|----------|----|-----|

Luminaire installation for area illumination and escape route illumination with 3 changeable lenses

| | | | |
|-------|---|---|----------------|
| 31040 | 1 | Escape route 330 lm Area 3.5 m / 7 m 361 lm / 361 lm | 8.3 VA / 4.1 W |
|-------|---|---|----------------|



| Included in scope of delivery | |
|-------------------------------|--|
| Order code | Description |
| - | Symmetrical wide-beam lens for mounting height 3.5 m |
| - | Symmetrical wide-beam lens for mounting height 7 m |
| - | Asymmetrical wide-beam lens |

| Please order accessories separately | |
|-------------------------------------|--|
| Order code | Description |
| F95807 | asymmetrical deep-beam lens for mounting heights > 7.5 m |
| F95808 | symmetrical deep-beam lens for mounting heights > 7.5 m |
| F95815 | asymmetrical shining lens for illumination of safety devices with 5 lx |