

ACCIAIO HIGH



High type of protection and high impact resistance. Housing made of sheet steel with caps made of diecast aluminium. High-power LEDs with light guidance through special lenses for asymmetrical shining light distribution with extreme large luminaire distances of > 100 m at heights of 2.5 to 20 m, e. g. in tunnels or halls (illumination of escape routes with 1 lx). Extremely resistant against mechanical and chemical stress.

Versions for surface wall and ceiling mounting and chain/wire, additional accessory: swivelable wall holder

MOUNTING TYPES



TECHNICAL DATA

Housing:	Sheet steel, grey (RAL 7035)	Color stability:	3 SDCM
Caps:	Diecast aluminium, grey (RAL 7035)	Color temperature:	5.700 K
Lenses:	PMMA, transparent	Color rendering index:	80
Service life $L_{80}B_{20}$:	50.000 h		

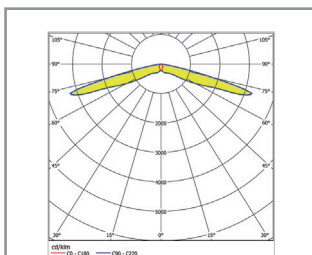


DECENTRAL SUPPLY

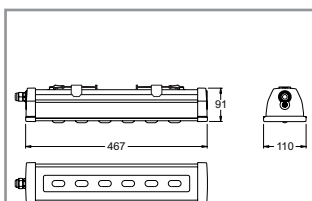
Mains supply:	24 V +/- 20 % DC
Battery supply:	24 V +/- 20 % DC
Ambient temperature:	-20 °C to +40 °C
Protection class:	III with connection only to low voltage, I with additional connection to voltages above low voltage

CENTRAL SUPPLY

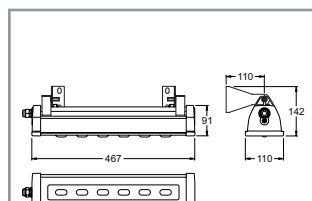
Mains supply:	198V – 254V/50Hz
Battery supply:	176 V – 276 V
Ambient temperature:	-20 °C to +40 °C
Protection class:	I



Light distribution curve



Surface wall and ceiling mounting,
chain/wire



Surface wall mounting,
swiveable wall holder

SICURO LED **DECENTRAL SUPPLY**

Sicuro24 Order code	LED	Φ=	P=
Surface wall mounting, surface ceiling mounting, chain/wire			
32084 ¹	6	750 lm	8 W
		1.500 lm	16 W

SICURO LED **CENTRAL SUPPLY**

Sicuro230 Order code	LED	Φ=	S~	P=
Surface wall mounting, surface ceiling mounting, chain/wire with luminaire monitoring (EÜ)				
31114 ²	6	2.250 lm	26 VA / 23.5 W	
Surface wall mounting, surface ceiling mounting, chain/wire with circuit monitoring (SÜ)				
31115 ³	6	2.250 lm	25.5 VA / 22 W	

¹ With S24 inverter module G31446 and LED driver, light flux/power programmable over S24 station.

² With S230 module 17382 and LED driver.

³ With LED driver.

⁴ 1 piece per luminaire required.

Please order accessories separately

Order code	Description
15015 ⁴	Wall holder, swiveable (+/- 90°)