


PRATICA MODULA - THE ADVANTAGES OF AN INTEGRATED MOUNTING ADAPTER



SEE PRESENTATION VIDEO

DEVELOPMENT OF A NEW INSTALLATION CONCEPT

The use of luminaires from the MODULA series brings with it a significant simplification of the work procedure and thus leads to a considerable shortening of the required installation time with respective cost reduction. The possibility to be able to renounce conventional junction sockets stood in the center stage for the development of a whole new installation method - preventing conventional junction sockets and exchanging them by mounting adapters in two variants. Both mounting adapters offer many space for the entry of incoming and outgoing cables as well as their wiring. If required, the terminal block of the mounting adapters can be removed for a wiring without barriers. Precisely this property makes through wiring imaginably easy. Maintenance procedures have also been optimized - All luminaires can be latched out from the mounting adapter and are afterwards freely accessible.

TWO LUMINAIRES FOR DIFFERENT APPLICATIONS - WITH SAME MOUNTING ADAPTERS




PRATICA MODULA

Variable escape sign and safety luminaire. Suitable for escape route and area illumination as well as for escape route indication. 4 escape sign foils in scope of delivery. Many accessories for escape route indication. Versions for self-contained supply (LIFE) with up to 2.000 lm light flux in battery operation (1 h) through subsidiary battery.




PRATICA MODULA MATRIX

Multifunctional safety luminaire with adjustable LED matrix (24 LEDs) in 5 different LED groups, local or per remote access. Suitable for escape route and area illumination. Versions for self-contained supply (LIFE) with up to 2.700 lm ideational light flux in battery operation (1 h).



CONVENTIONAL



WITH MODULA SYSTEM

INSTALLATIONS IN IP65, IP42 AND IP40 THROUGH INTEGRATED MOUNTING ADAPTER

The series Pratica Modula is delivered with a flat and a high mounting adapter. Both mounting adapters serve as junction socket for wiring of the incoming and outgoing cables - the choice of the cable entries on the mounting adapter determines the type of protection (IP).

UP TO 50 % REDUCED INSTALLATION TIMES PER LUMINAIRE

Thanks to the MODULA system, the internal wiring and all settings are enormously simplified and accelerated. The work steps for this take place on the mounting adapter and on the backside of the luminaire - both components are finally only latched into each other.

MANY CABLE ENTRIES

The flat mounting adapter is capable of 2 backward entries with gasket (M16), 2 backward drillable entries (max. 10 mm Ø) and 4 sideward breakable entries (2x 15x7 and 2x 15x10 mm). The high mounting adapter is capable of 2 backward and 6 sideward entries (M20) for cable glands - ideal for a on-finery installation in IP65.

QUICK MAINTENANCE, WITHOUT OPENING THE LUMINAIRE

Through a simple off-latching on the closing system, mounting adapter and luminaire are separated again from each other - this enables a maintenance of the luminaire, which can happen comfortable on a work surface.

PERFECT ALIGNMENT THROUGH INTEGRATED WATER LEVEL

Included in both in the flat and in the high mounting adapter, this element offers right from the beginning of the installation a perfect comfort regarding the fastening - easy, quick and always straight.

REMOVABLE TERMINAL BLOCK FOR WIRING COMFORT

The usable space can be expanded through the temporary removal of the terminal block from the mounting adapter - particularly well suited for the wiring in the cross section 2,5 mm² in combination with additional plug terminals.

THE MOUNTING ADAPTER - THE HEART OF THE MODULA SYSTEM

All luminaires of the MODULA series are including a flat and a high mounting adapter in the scope of delivery. After installation of one of the two components, the remaining mounting adapter can be used to cover the installed mounting adapter during the building phase. Also this takes place through a simple latching of both components into each other. The final latching of the luminaire on the installed mounting adapter can thus take place time-delayed in a separate work step without having to renounce temporarily to a contact and foreign body protection.

- The flat mounting adapter is for under-finery installation.
- The high mounting adapter is for on-finery installation.

The terminal block contains an integrated plug fixture for contact making with the luminaire. Through additional plug terminals, all wires within the mounting adapter can be bundled and routed to the preinstalled terminal block. Both the terminal block and water level are temporarily removable to ease the wiring. The mounting adapters are furthermore used for accommodation of optional conversion sets, interfaces and subsidiary batteries.

- Luminaires of the MODULA series, which are factory-made suitable for Sicuro230 with circuit monitoring, can be used as well for Sicuro24 and Sicuro230 with single monitoring through additional conversion sets.
- Luminaires of the MODULA series, which are factory-made suitable for Autotest and CableCom, can be used as well for Logica, Logica FM and DALI through additional interfaces.
- Through a subsidiary battery, the light flux can be enormously increased in emergency operation with self-contained supply - up to 50 %.



Up to **50 % reduced** installation time per luminaire

Bluetooth for direct communication with the luminaire, without having to open it



PRATICA MODULA - SYSTEM FOR HALVING OF THE INSTALLATION TIMES




THERE IS NO ALTERNATIVE FOR ENVIRONMENT PROTECTION

One of our responses to the preservation of limited resources is the summarization of products. Among other things, we achieve this through a design philosophy with focus on a universal usability. In doing so, we summarize technical components with similar properties for different applications. This reduction improves the ecological footprint in the production process and helps to have shorter delivery times, for what our customers thank us for. The MODULA series also arose from the desire to develop the ultimate multipurpose luminaire. The name says it all - „modularity“ with great versatility in the application. All luminaires of this series can be installed in the simplest way...

1. Choose desired mounting adapter as base - high or flat,
 2. wire mounting adapter, accommodate components from the accessories if necessary,
 3. make settings on the backside of the luminaire and latch luminaire onto mounting adapter,
- ...ready.

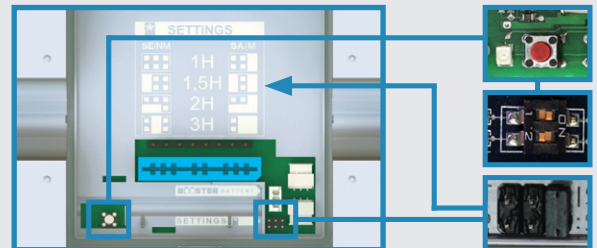
01 TWO DELIVERED MOUNTING ADAPTERS

The mounting adapters are development enhancements of common junction sockets. They enable a through wiring with a variety of incoming and outgoing cables. Problem-free use with cable pipes, cable conduits and cable glands. Flat mounting adapter for under-finery installation. A type of protection up to IP65 can be realized depending on the used entries.



02 SETTINGS ON LUMINAIRE

The luminaire does not have to be opened for this procedure. All settings are made on the backside of the luminaire. Operating duration (1 h / 1.5 h / 2 h / 3 h) and operating mode (maintained mode or non-maintained mode) per jumper. Product specific: brightness (in 4 steps) per DIP switch for central supply with circuit monitoring. LED matrix (in 5 LED groups) for Pratica Modula Matrix. Reset to factory settings per pushbutton for self-contained supply.



05 SUBSIDIARY BATTERY

Available as accessory for the luminaire series Pratica Modula. Easy connection on the backside of the luminaire, which does not have to be opened for this procedure. The light flux in emergency operation can be increased up to 50 % for self-contained supply (product specific). Reliable Lithium-Ferro-Phosphate technology (LIFE) with 10 years guarantee.




06 ONE TERMINAL BLOCK FOR ALL

Depending on application:

- Monitoring and charging voltage, without or with cable bus (Powerline)
- Cable bus (DALI)
- Switch input (230 V / 50 Hz).

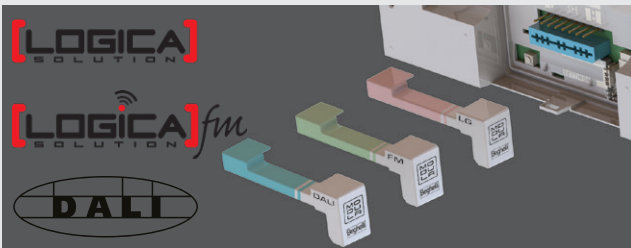
Over the switch input, the operating mode can be set as well or a switching together with the general lighting can take place alternatively.





03 THREE ADDITIONAL INTERFACES

The variants for Autotest / CableCom can be used as well for Logica, Logica FM and DALI through the additional interfaces. Easy connection through plugging on the backside of the luminaire, which does not have to be opened for this procedure. No additional wiring necessary.




04 TWO ADDITIONAL CONVERSION SETS

The variants for Sicuro230 with circuit monitoring can be used as well for Sicuro24 and Sicuro230 with single monitoring through the additional conversion sets. Easy connection through latching of a high mounting adapter (delivered) on the backside of the luminaire, which does not have to be opened for this procedure. The wiring takes place within the high mounting adapter.



07 DELIVERED FRAME BEZEL AND FOILS

Can be used as design element. Easy installation through latching with click-closures on the backside of the luminaire. When using the backward entries, the unused sideward entries can be covered through the frame bezel. Ideal for under-finery installations in offices, schools, restaurants... Four escape sign foils (self-adhesive) enable 1-sided escape route indication.



08 EXTENSIVE ACCESSORIES

Accessories to be ordered separately enable a variety of further mounting types, additional protection against mechanical influences and rain as well as 1-sided and 2-sided escape route indication with escape sign covers and escape sign display panes.

