



PLURALUCE

Flat design housing in sheet steel or Polycarbonatee and frame display with aluminium frame and integrated light guide panel made of opal plastic. Homogeneous light distribution ensures optimal illumination of the exit sign. Single or double-sided escape route signage is provided thanks to exchangeable films.

Versions for surface mounting on walls, ceilings, or brackets, with equipment for recessed mounting on walls or ceilings or for wire or rod suspension

Version Sicuro24 also for recessed mounting on fire protection walls / fire protection ceilings of fire resistance class F30 or F90

MOUNTING OPTIONS



MOUNTING OPTIONS WITH EQUIPMENT



TECHNICAL DATA

Housing: Sheet steel, grey (RAL 7035) (wall)
Polycarbonate, grey (RAL 7035)
(ceiling, suspension, bracket suspension)

Frame: Aluminium, anodized

Display pane: Light guide panel

Film: Methacrylate, printed

Type of protection: IP40 (wall), IP41 (Ceiling, suspension, bracket suspension)

Service life $L_{80}B_{50}$: 50.000 h

Color stability: 3 SDCM



SELF-CONTAINED SUPPLY

Mains supply:
198 V–254 V/50 Hz

Specification:
Maintained or
non-maintained mode

Ambient temperature:
Classic: 0 °C to +40 °C

Protection class:
I

DECENTRAL SUPPLY

Mains supply:
24 V +/- 20% DC

Battery supply:
24 V +/- 20% DC

Ambient temperature:
-20 °C to +40 °C

Protection class:
III

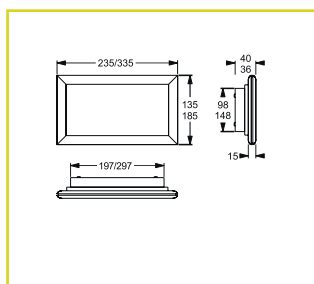
CENTRAL SUPPLY

Mains supply:
198 V–254 V/50 Hz

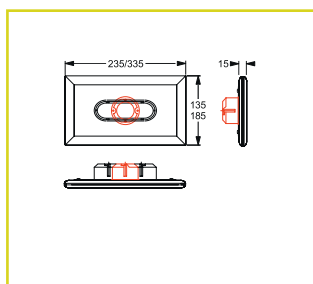
Battery supply:
176 V–276 V

Ambient temperature:
-20 °C to +40 °C

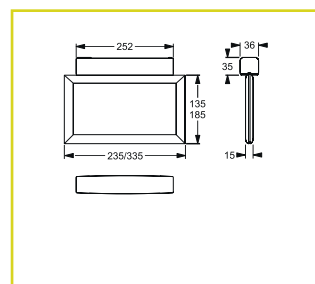
Protection class:
I



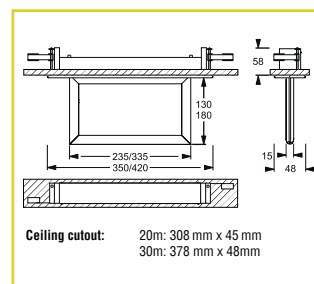
Surface wall mounting



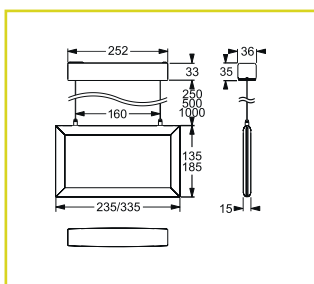
Surface wall mounting in mounting box



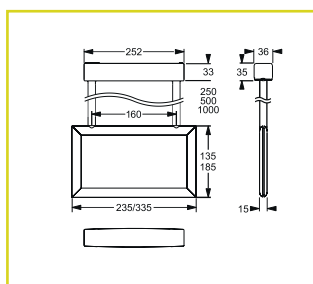
Surface ceiling mounting



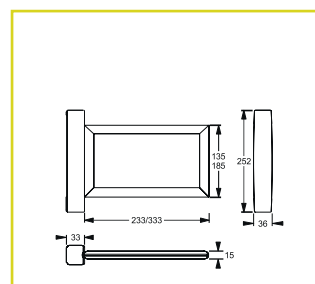
Recessed ceiling mounting



Wire suspension









Suspension rod






Bracket suspension





CLASSIC SELF-CONTAINED SUPPLY

Autotest Order code	Logica Order code	Logica FM Order code				 Autotest	 Logica	
Surface wall mounting / recessed wall mounting (single faced indication) ¹								
16707	16709	16711	20 m	16	1 h / 3 h	NiCd 7.2V / 0.75 Ah	NiMh 7.2V / 1.2 Ah	6 VA
16706	16708	16710	30 m	24	1 h / 3 h	NiCd 7.2V / 0.75 Ah	NiMh 7.2V / 1.2 Ah	7 VA
Surface ceiling mounting / recessed ceiling mounting, suspension, bracket suspension (double faced indication) ²								
16701	16703	16705	20 m	32	1 h / 3 h	NiMh 7.2V / 0.6 Ah	NiMh 7.2V / 0.6 Ah	8 VA
16700	16702	16704	30 m	48	1 h / 3 h	NiMh 7.2V / 0.6 Ah	NiMh 7.2V / 0.6 Ah	10 VA

SICURO[®] DECENTRAL SUPPLY

Sicuro24 Order code			
Surface wall mounting / recessed wall mounting (single faced indication) ¹			
32035	20 m	16	1.7 W ³
32034	30 m	24	2.2 W ³
Surface ceiling mounting / recessed ceiling mounting, suspension, bracket suspension (double faced indication) ²			
32033	20 m	32	2.9 W
32032	30 m	48	4.3 W

SICURO[®] CENTRAL SUPPLY



Sicuro230 Order code				
Surface wall mounting / recessed wall mounting (single faced indication) ¹				
31035	20 m	16	4.8 VA / 1.8 W	
31034	30 m	24	5.8 VA / 2.5 W	
Surface ceiling mounting / recessed ceiling mounting, suspension, bracket suspension (double faced indication) ² kennzeichnung ²				
31033	20 m	32	7.4 VA / 3.5 W	
31032	30 m	48	9.4 VA / 4.7 W	

¹ Recessed wall mounting requires an additional installation box according to DIN 49073 for concealed or hollow wall assembly (not supplied). F. i.: brand Kaiser, order no. 9062-02, 1056-04 resp. 1556-04 or 1656-02, 9063-01 resp. 9064-01, to be sourced locally

² For recessed ceiling mounting and suspension mounting, please order equipment separately

³ Recessed ceiling mounting or mounting in fire ceilings with the fire resistance class F30 or F90 according to DIN 4102-4 requires an additional installation box F. i.: brand Kaiser, order no. 9463-01, 9463-02, 9464-01, 9464-02 resp. 1564-01 (wall) or 9463-50 resp. 9464-50 (ceiling), to be sourced locally

Included in standard delivery

Order code	Description
VD 20 m VD 30 m	
16770 16779	Kit of exit sign films single faced indication 
16771 16780	Kit of exit sign films double faced indication 

Please order exit sign equipment separately

Order code	Description
VD 20 m VD 30 m	
16772 16781	Exit sign film 
16773 16782	Exit sign film 
16774 16783	Exit sign film 
16775 16784	Exit sign film 
16776 16785	Exit sign film 
16777 16786	Exit sign film 
16778 16787	Exit sign film 

Please order additional equipment separately

Order code	Description
VD 20m VD 30 m	
19384 19386	Recessed ceiling mounting set
19380 19380	Suspension rod, round, 250 mm
19381 19381	Suspension rod, round, 500 mm
19382 19382	Suspension rod, round, 2.000 mm
19383 19383	Wire suspension 1.200 mm
19385 19387	Concrete ceiling box