

# Inverter LED Plug&Light

Fast connection inverter

Inverter based on Plug&Light patented technology, equipped with a rapid connector that is compatible with SD (Smart Driver) that comes as standard in all the devices in the Stella Polare LED range. The inverter cabinet incorporates the battery pack and features a cable cover for use removed from the device, such as in the case of Led Panel or Down light LED, where it is housed in the suspended ceiling. The system includes the Battery Control System (BCS) with multi-color LED signaling system to show battery status, and is compatible with all LED devices equipped with SELV certified drivers to which it can be quickly connected using the fast universal terminal board. The Plug&Light system guarantees the highest level of performance (for example when installed on BS 100 LED it provides emergency power of 452 lm), constant output power and complete maintenance of the conformity features of the Smart Driver device that it is connected to.

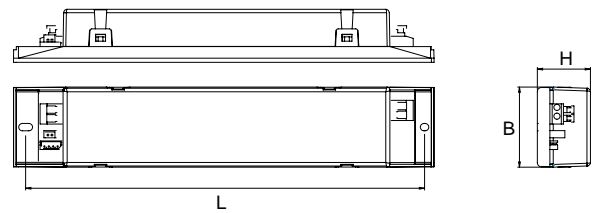
Inverter is able to work with every kind of LED source and driver in the 2 DC ranges 20-60V and 60-180V.



## GENERAL CHARACTERISTICS

- Output power** 3.2W constant
- Power supply** 230Vac 50Hz
- Operation** Maintained/Not Maintained (SA/SE)  
RM with optional control device  
(cod. 2730)
- Standard** EN 61347-2-7, EN 61347-1,  
EN 60598-1
- Protection grade** IP40, IP65
- Autonomy** 1h, 3h
- DC Output** 20 - 60 Vdc (19358, 19359) SELV  
60 - 180Vdc (19367)
- Working temp.** 0°C ÷ +40°C
- Battery** NiCd 7.2V 0.75Ah (1h)  
NiMH 7.2V 1.5Ah (3h)
- Status LED** Bi-color with PC pilot light (BCS)
- Housing** Polycarbonate
- Max Output Current** 160 mA
- Recharging time** 24h

model IP40



IP	• Dimensions (mm) •			Weight max kg
	L	B	H	
40	239	46	30	0.3

model IP65

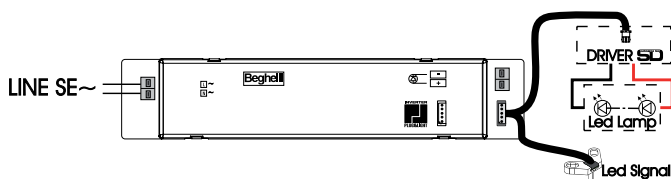


IP	• Dimensions (mm) •			Weight max kg
	L	B	H	
65	301	139	55	0.8

## Accessories

supplied

Order code	Description
-	CABLE COVERS



diffuser with SD Driver

**EXAMPLE OF CALCULATION OF THE EMERGENCY LUMINOUS FLUX FOR BS 100 LED (SMART DRIVER) WITH PLUG&LIGHT INVERTER WITH 1 HOUR OF AUTONOMY (code 19358)**

The Plug&Light inverter enables optimum lighting performance to be obtained from the device on which it is installed. Below is the method of calculation used to calculate the nominal flux that can be obtained in an emergency (example provided)

$$F_{out} = \frac{F_n}{P_n \times 0,9} \times P_{out}$$

$F_{out}$  = Flux output in emergency mode (lm)  
 $F_n$  = Nominal flux product (lm)  
 $P_n$  = Nominal power absorbed by the product (W)  
 0,9 = Coefficient of efficiency of the Inverter (EU 874/2012)  
 $P_{out}$  = Nominal Power Inverter (W)

Es.:

$$\begin{matrix} F_n = 7500 \text{lmFn} \\ P_n = 59 \text{W} \end{matrix} \longrightarrow F_{out} = \frac{7500}{59 \times 0,9} \times 3,2 = 452 \text{lm}$$




**BATTERY CONTROL SYSTEM**

The warning LED follows new protocols linked to compliance with Standard CEI EN 60598-2-22, which expressly requires the signalling of a battery malfunction which is indicated instantaneously with the appearance of the colour red on the multicolour warning led (Battery Control System BCS).

**Red warning LED:**  
**BATTERY**  
**MALFUNCTION**



**Green warning LED:**  
**FIXTURE**  
**FULLY EFFICIENT**



INVERTER

**TR** BATTERY CONTROL SYSTEM **IP40**

W*	Order code	Description	Model	Autonomy	Battery	Absorption max W	DC Output	Pack single
3,2	<b>19358</b>	INV PLUG&LIGHT LED SE/SA 1H 20-60V	SE/SA	1h	NiCd 7.2V 0.75Ah	1	20-60V	1/12
3	<b>19359</b>	INV PLUG&LIGHT LED SE/SA 3H 20-60V	SE/SA	3h	NiMH 7.2V 1.5Ah	1	20-60V	1/12
3,2	<b>19367</b>	INV PLUG&LIGHT LED SE/SA 1H 60-180V	SE/SA	1h	NiCd 7.2V 0.75Ah	1	60-180V	1/12

**TR** BATTERY CONTROL SYSTEM **IP65**

W*	Order code	Description	Model	Autonomy	Battery	Absorption max W	Pack single
3	<b>19368</b>	INV PLUG&LIGHT LED SE/SA 3H 20-60V IP65	SE/SA	3h	NiMH 7.2V 1,5Ah	1	1/12

\* Indicative power for comparison with fluorescent tube fixtures \*\* Minimum flux guaranteed according to EN 60598-2-22