

UP•LED Lite

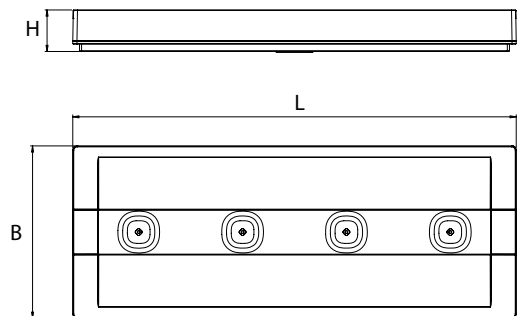


Emergency lighting fixture characterized by great flexibility of use. Less than 20mm high, offering an innovative aesthetic impact. Compactness, high performance, mounting flexibility and high protection degree make the product ideal for any type of installation. Available in non-maintained SE and maintained SA versions, IP42/IP65, 100-200 lm output flux.

Rest mode input available. The entire range is equipped with all the accessories to become a signal exit light with visibility from 20 to 30m. UP•LED LITE is suitable to work with multi-voltage power supply: 120Vac and 230Vac.

GENERAL CHARACTERISTICS

- Output** 100lm, 200lm
- Power supply** 120Vac +/- 10% 60Hz
- multivoltage** 230Vac +/- 10% 50Hz
- Operation** Maintained (SA with Rest Mode)
Not maintained (SE with Rest Mode)
- Standard** EN 60598-1, EN 60598-2-22, EN 1838, EN 50172
- Protection degree** IP42 - IP65 optional
- Protection mechanical impacts** IK07
- Autonomy** 1h
- Working temperature** 0°C ÷ +40°C
- Mounting** wall, ceiling
- Housing** Polycarbonate, white RAL 9003
- Lens** transparent Polycarbonate
- Light source** LED

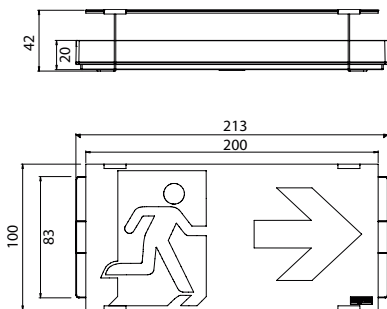


• Dimensions (mm) •			
L	B	H	DV
213	83	20	20/30

Accessories

to be ordered separately

Order Code	Description
4310	SCREEN R-L-DOWN UPLED 20M
4311	SCREEN R-L-DOWN UPLED 30M

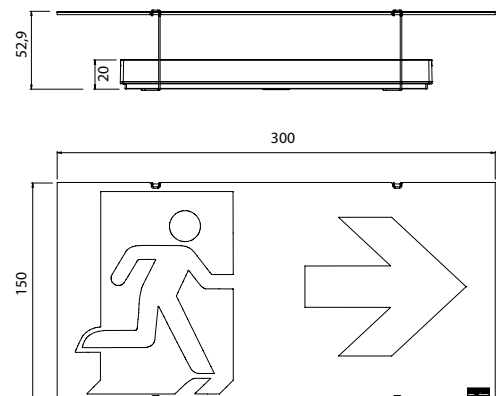


SAFETY SIGN SCREEN - visibility distance 20 m

Accessories

supplied

Order Code	Description
-	CONNECTION COUPLING IP65
-	2 REAR SPACERS FOR MOUNTING WITH CONNECTION COUPLING IP65
-	2 CAPS IP65
-	CABLE GLAND IP65



SAFETY SIGN SCREEN - visibility distance 30 m

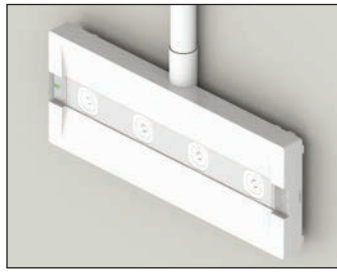
WALL MOUNTING



SPIRIT LEVEL



MOUNTING IP65 WITH CONNECTION COUPLING



4318 IP65 UP LED ACCESSORY

to be ordered separately

SIGN DIFFUSER VISIBILITY 20M




4310 single sided screen with left/right/down arrows 20m to be ordered separately


SIGN DIFFUSER VISIBILITY 30M



4311 single sided screen with left/right/down arrows 30m to be ordered separately



Red warning LED:
BATTERY
MALFUNCTION

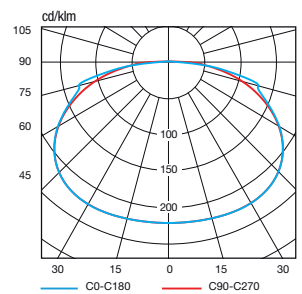


Green warning LED:
FIXTURE
FULLY EFFICIENT

BATTERY CONTROL SYSTEM

The warning LED follows new protocols linked to compliance with Standard CEI EN 60598-2-22, which expressly requires the signalling of a battery malfunction which, in the case of UP•LED, is indicated instantaneously with the appearance of the colour red on the multicolour warning led (Battery Control System BCS).

UP-LED LITE
Polar Diagram



BCS

Battery Control System

Order Code	Description	Version	Autonomy	Battery	n° LEDs	Flux** SE lm	Flux SA lm	Absorption max W	Weight kg	Packaging
4340	UP LED LITE 100L IP42 SE RM	SE	1h	NiCd 3.6V 0.5 Ah	4	100	-	0.8	0.25	12
4341	UP LED LITE 200L IP42 SE RM	SE	1h	NiCd 3.6V 0.75 Ah	4	200	-	1.5	0.25	12
4342	UP LED LITE 100L IP42 SA RM	SA	1h	NiCd 3.6V 0.5 Ah	4	100	100	1.5	0.25	12
4343	UP LED LITE 200L IP42 SA RM	SA	1h	NiCd 3.6V 0.75 Ah	4	200	100	2.0	0.25	12
4344	UP LED LITE 100L IP65 SE RM	SE	1h	NiCd 3.6V 0.5 Ah	4	100	-	0.8	0.25	12
4345	UP LED LITE 200L IP65 SE RM	SE	1h	NiCd 3.6V 0.75 Ah	4	200	-	1.5	0.25	12
4346	UP LED LITE 100L IP65 SA RM	SA	1h	NiCd 3.6V 0.5 Ah	4	100	100	1.5	0.25	12
4347	UP LED LITE 200L IP65 SA RM	SA	1h	NiCd 3.6V 0.75 Ah	4	200	100	2.0	0.25	12

** Minimum flux guaranteed according to EN 60598-2-22