# IRONFLAG PEND CT



0<ta<40°C | 230Vac - 50/60Hz

UNI EN 1838 | UK CA | CE | IK05 | IP42


www.beghelli.com
BEGHELLI S.p.A. - Via Mozzeghine 13/15 - località Monteveglio 40053 Valsamoggia (BO) - Tel. +39 051 9660411 - Fax +39 051 9660444 - N° Verde 800 626626


Per approfondimenti e aggiornamenti inquadra il codice QR sul prodotto
*For further information and updates, scan the QR code on the product*

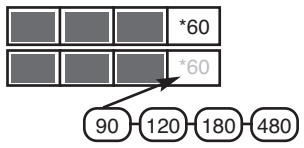


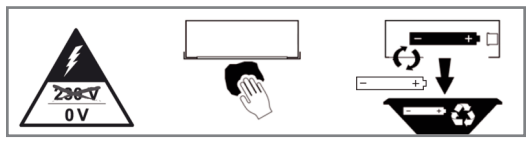


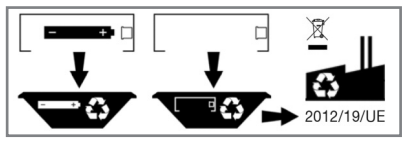


334.902.358 D

## A

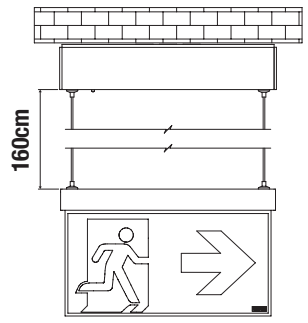


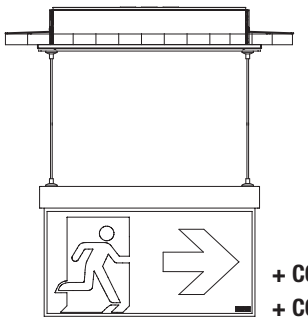

+ COD. 19885 (20m)
+ COD. 19886 (30m)

## B

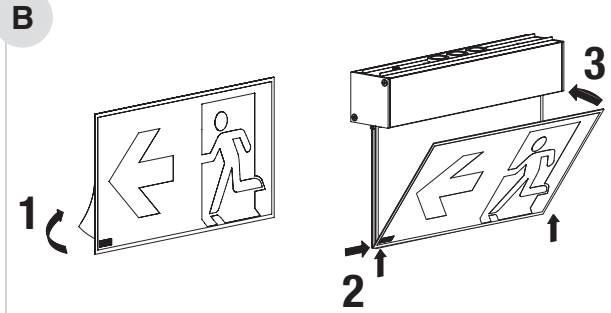


## C

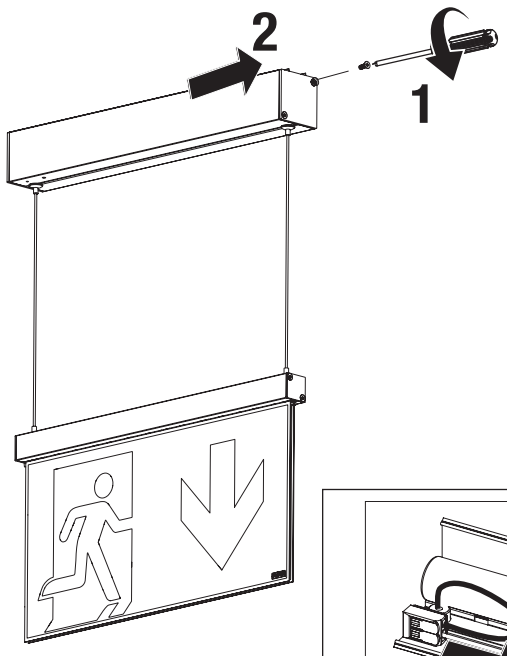


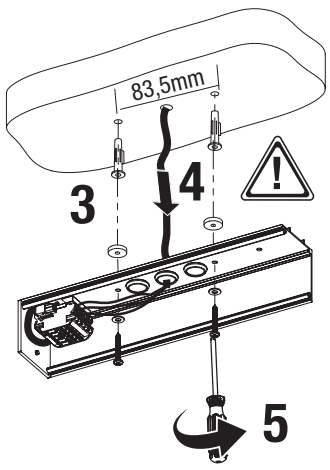


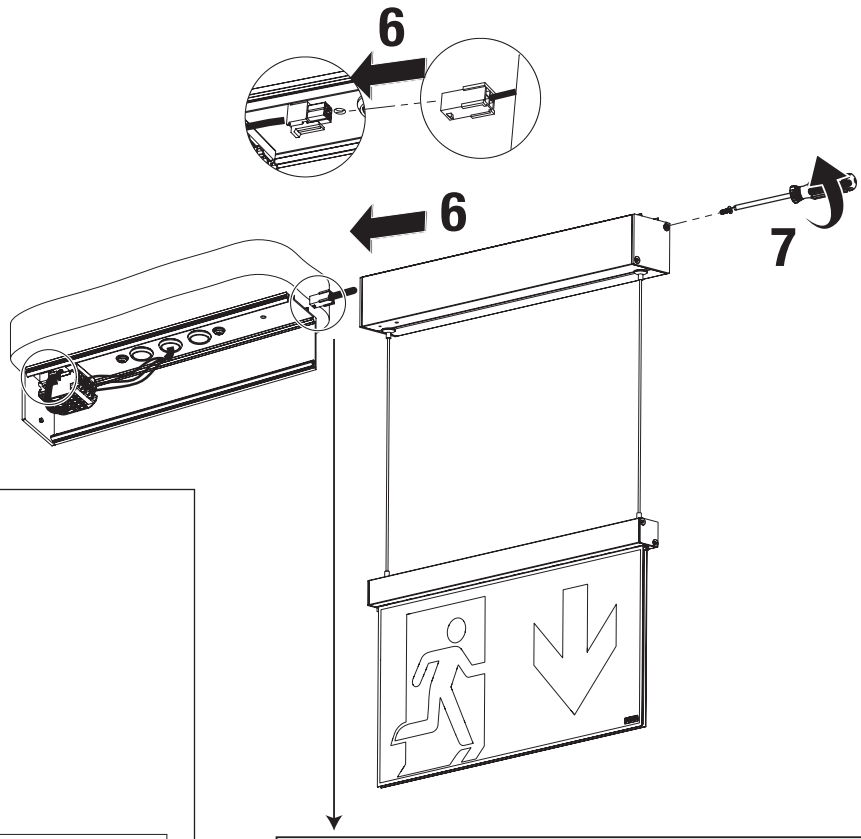


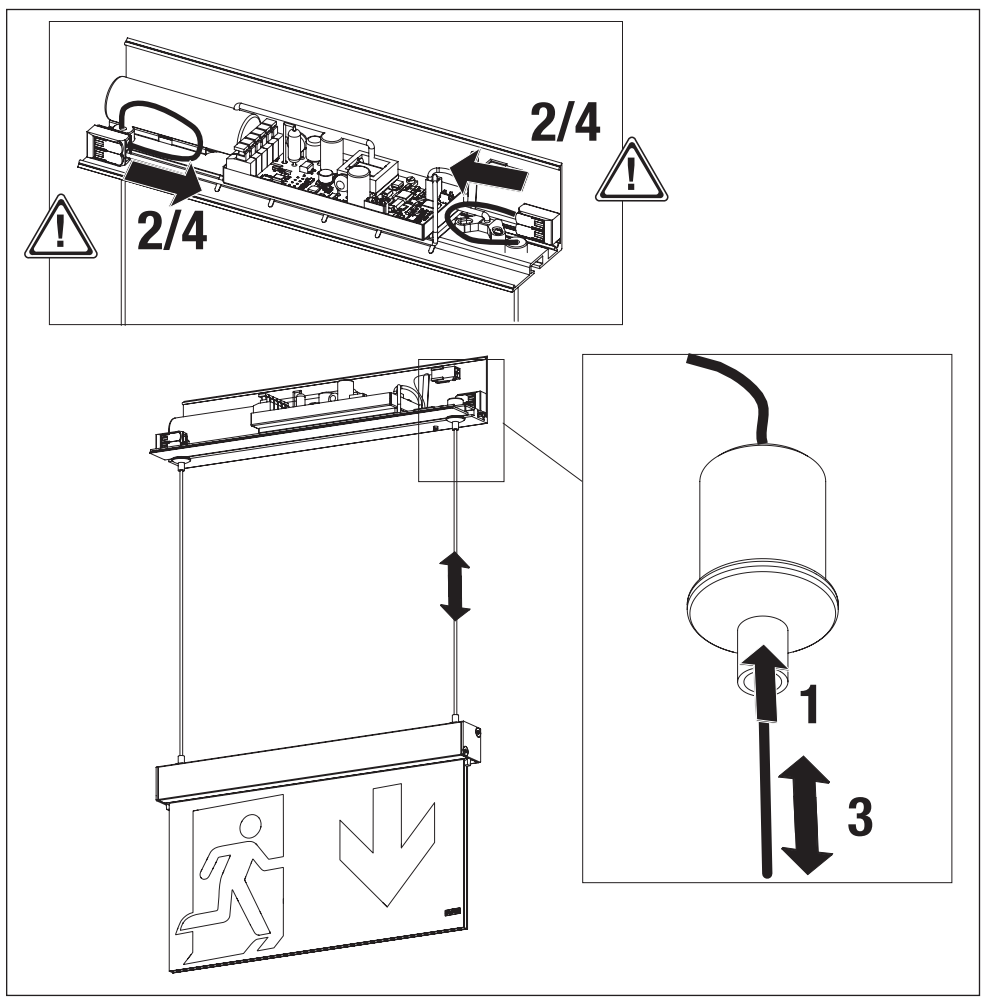


## D

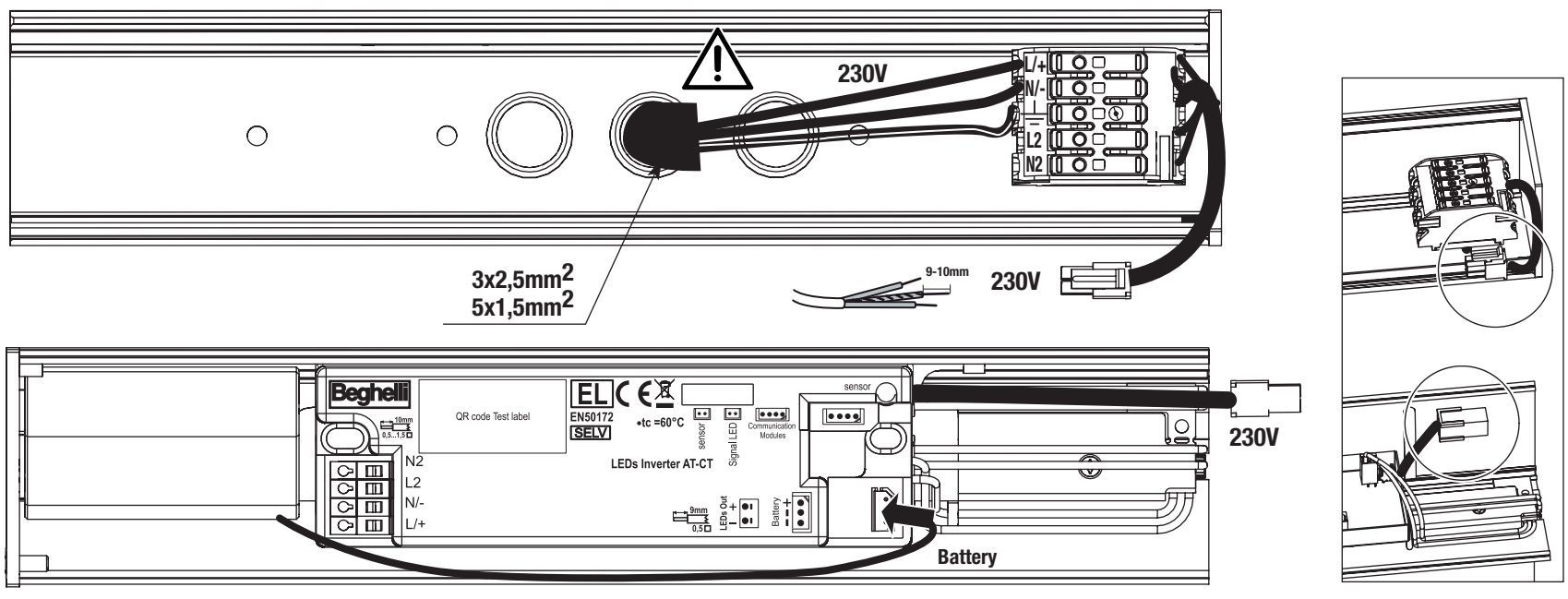

## Cablaggio con Infinity mode (emergenza locale) disattivato - Cablaggio SE/SA
*Wiring with Infinity mode (local emergency) deactivated - Wiring SE/SA*

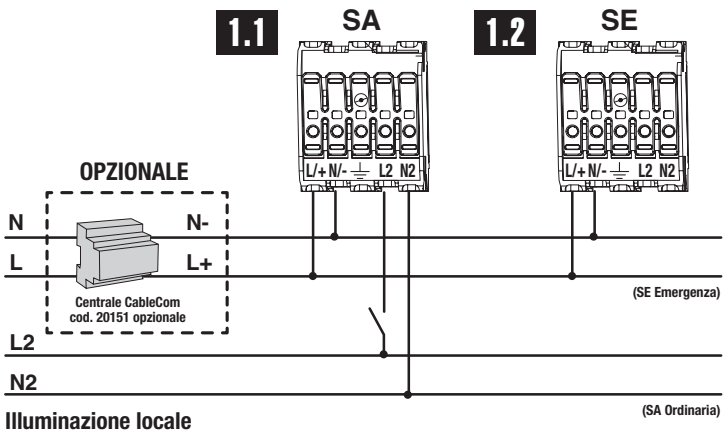


### Illuminazione locale

Per il funzionamento consultare anche i manuali della Centrale CableCom Connect (cod. 20151).
**Per la configurazione da Centrale le batterie devono essere sufficientemente cariche.**

**Attenzione a NON invertire la polarità di fase e neutro. Lampade collegabili massimo 32.**
**Non collegare altri tipi di apparecchi sul cavo di alimentazione/BUS L+ N-.**

*For the functioning please refer to the instruction manuals either of the Central CableCom Connect (cod. 20151).*
***For the Central configuration the batteries must be sufficiently charged.***

***Be careful NOT to invert the phase and neutral polarity. Maximum connectable lamps 32.***
***Do not connect other types of devices on the power cable / BUS L + N-.***

## Cablaggio con Infinity mode attivato
*Wiring with Infinity mode activated*

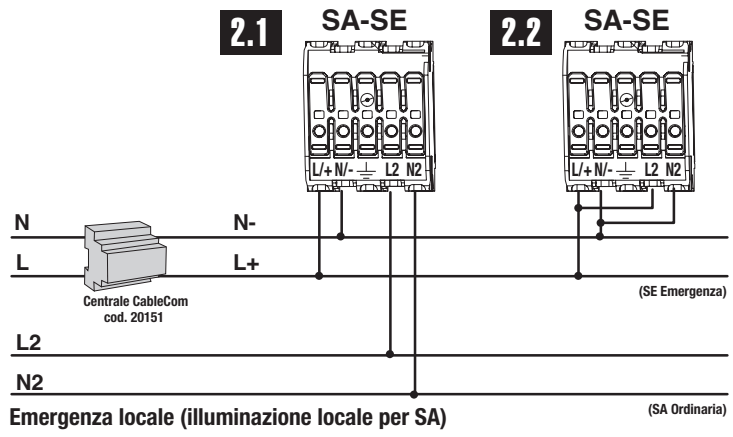


### Emergenza locale (illuminazione locale per SA)

**Schema 2.1** L'apparecchio va in emergenza per:
- mancanza rete emergenza generale (rete CableCom);
- mancanza rete illuminazione locale

**Schema 2.2** L'apparecchio va in emergenza per:
- mancanza rete emergenza generale (rete CableCom).

**Attenzione:**
Gli apparecchi SA possono essere impostati SE solo tramite App (con flash da smartphone sulla lampada o via wi-fi con Centrale CableCom Connect).
Con Infinity mode attivo i morsetti N2 L2 devono essere sempre connessi come negli schemi 2.1 o 2.2.

***Wiring 2.1*** *The appliance goes into emergency conditions for:*
*- absence of a general emergency electricity (CableCom);*
*- absence of a local lighting*

***Wiring 2.2*** *The appliance goes into emergency conditions for:*
*- absence of a general emergency electricity (CableCom).*

***Caution:***
*SA luminaires can be set SE only through the App (with smartphone flash on the lamp or with wi-fi with Central CableCom Connect).*
*With Infinity mode on N2 L2 must be connected like wiring 2.1 or 2.2.*

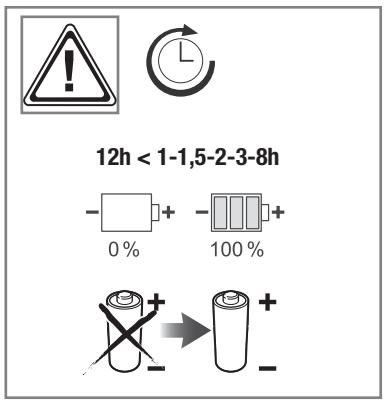


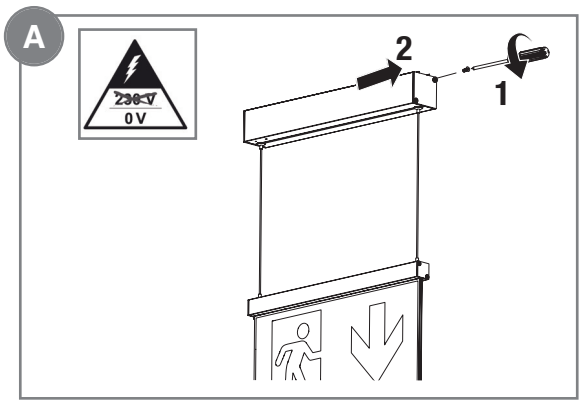


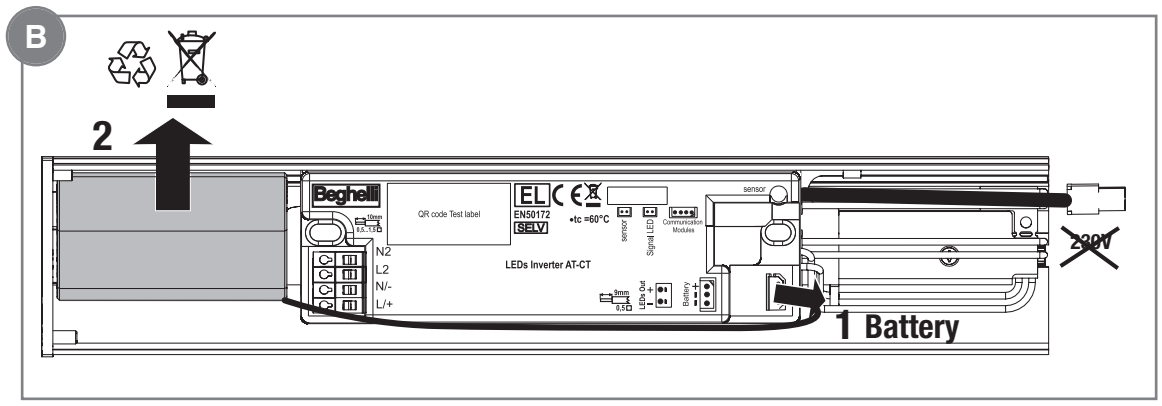


| | 230V 50Hz | COS φ | LED | * | | | UNI EN 1838 |
|---|---|---|---|---|---|---|---|
| 19812 (SE/SA) | 33mA | 0,53 | 24 LED | 1h 1,5h 2h 3h 8h | | LiFe 6,4V 0,6Ah | 20m |
| 19813 (SE/SA) | 33mA | 0,53 | 36 LED | | | 2xLiFe 6,4V 0,6Ah | 30m |

* Per la gestione dell'autonomia fare riferimento alla tabella
*For autonomy management refer to the table*

## Espansione con modulo LG • LGFM • DALI - *Expansion with LG • LGFM • DALI module*

**Modulo LG Cod. 15036**
**Modulo DALI Cod. 15038**

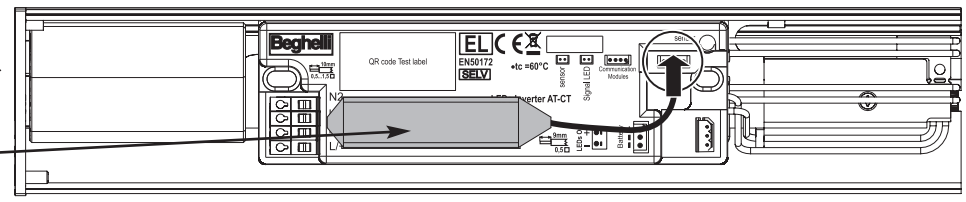


**Modulo LG FM Cod. 15049:** per il montaggio consultare l'aggiornamento in rete tramite codice QR

***LG FM module Code 15049:*** *for assembly, consult the network update via QR code*

• opzione disponibile - *available option*

| | CONFIGURAZIONI E COMANDI - *CONFIGURATION AND COMMANDS* | senza APP e senza Centrale<br>without APP and without Central | Azione locale su singolo apparecchio<br>*Local action on a single device*<br>con APP | Azione centralizzata<br>*Broadcasting action*<br>con CENTRALE CABLECOM CONNECT (cod. 20151) |
|---|---|---|---|---|
| CONFIGURAZIONI - *CONFIGURATION* | Autonomia-*Duration* 1h | • Default | • Default | • Default |
| | Autonomia-*Duration* 1,5h | | • | • |
| | Autonomia-*Duration* 2h | | • | • |
| | Autonomia-*Duration* 3h | | • | • |
| | Autonomia-*Duration* 8h | | • | • |
| | Settaggio SE/SA (solo su lampade SA)<br>*Setting Non-maintained/Maintained (only on Maintained Luminaire)* | | • | • |
| | Settaggio pari/dispari AT / *Setting even/odd AT* | • Definito dall'ID del QR code. Non modificabile<br>• *Preset by ID of QR code. Cannot be modified* | • | • |
| | Durata Test 1h/ pari all'autonomia scelta / *Test duration 1h or autonomy set* | • Durata Test 1h • *Test duration 1h* | • | • |
| | Settaggio Infinity mode / *Setting Infinity mode* | • Infinity mode disattivato di default • *Infinity mode disabled by default* | | • |
| | Rest Mode | | | • |
| | Reset di fabbrica / *Manufacturer data reset* | | • | • |
| COMANDI E FUNZIONI - COMMANDS AND FUNCTIONS | Start/Stop Test Funzionale / *Start/Stop functional Test* | | • | • |
| | Start/Stop Test Autonomia / *Start/Stop duration Test* | | | • |
| | Sync Test automatico / *Sync automatic Test* | | • | • Con partenza ritardata configurabile • *With configurable delayed start* |
| | Calendarizzazione Test automatico / *Scheduling automatic Test* | | | • Con modifica periodicità • *With change periodicity* |
| | Remotizzazione errore *Failure report from remote place* | | | • Tramite LED sulla Centrale; l'APP segnala quale lampada è in errore<br>• *By LED on Central; the APP indicates which lamp is in error* |
| | Localizzazione lampada / *Luminaire tracking* | | | • |
| | Identificazione tipo lampada / *Type of luminaire identification* | | | • |
| | LOGBOOK | | | • |

## Utilizzo con App B.connect - *Use with App B.connect*

**A-** Aprire App B.connect (scaricabile su App Store e Google Play).
**B-** Tramite il menu *"lampada"* si accede alla configurazione della lampada.

**RISPOSTA LAMPADA:**
**1 lampeggio alta luminosità=** funzione eseguita
**5 lampeggi bassa luminosità=** funzione NON abilitata
**Nessun lampeggio=** comando NON ricevuto
**N.B.** Con centrale CableCom Connect cod 20151 tutte le configurazioni e i comandi possono essere inviate tramite da remoto tramite il cloud "nuBe".

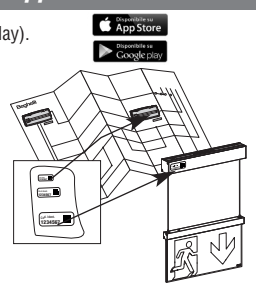

***A-*** *Open App B.connect (available for download on the App Store and Google Play).*
***B-*** *The configuration of the lamp can be accessed through the "luminaire" menu.*

***LAMP RESPONSE:***
***1 high brightness flash=*** *function performed*
***5 low light flashes=*** *function NOT enabled*
***No flashing=*** *command NOT received*
***N.B.*** *With CableCom Connect control unit cod 20151 all configurations and commands can be sent remotely via the "nuBe" cloud.*

Su ogni apparecchio è presente un QR code che identifica univocamente la lampada.
*On each device there is a QR code that uniquely identifies the lamp.*

POSIZIONAMENTO LAMPADA PER COPERTURA APP B.connect
(es. molta luce - minore distanza)

*POSITION LAMP FOR COVER ENSURE THE PROGRAM*
*(eg. a lot of light - less distance)*

**PERIODICITA' DEI TEST AUTOMATICI:**

TEST FUNZIONALE (30 sec)= ogni 28 giorni
TEST DI AUTONOMIA (1h)= ogni 26 settimane
Le lampade pari eseguono il Test di autonomia 1 settimana dopo quelle dispari.
(0,2,...,8,A,C,E)= pari; (1,3,...,9,B,D,F)= dispari.

**SEGNALAZIONI LED**

| | |
|---|---|
| VERDE FISSO | BATTERIA CARICA |
| VERDE LAMPEGGIANTE | BATTERIA IN RICARICA |
| UN LAMPEGGIO ROSSO | ERRORE BATTERIA AUTONOMIA |
| DUE LAMPEGGI ROSSI | ERRORE LED DI ILLUMINAZIONE |
| TRE LAMPEGGI ROSSI | BATTERIA SCOLLEGATA |

**APERTURA DELLA COMUNICAZIONE DA APP:**
Togliere e ridare la rete per meno di 3 secondi.

La comunicazione rimane possibile per 2 ore e per 1 min il LED lampeggia di arancione per segnalare l'apertura della comunicazione.
Test Funzionale e STOP Test funzionale sono comandati da App B.Connect in qualunque momento senza dover aprire la comunicazione con l'apparecchio.

**AVVERTENZE - GARANZIA**

- Questo apparecchio dovrà essere destinato solo all'uso per il quale è stato costruito. Ogni altro uso è da considerarsi improprio e pericoloso.
- Batteria Ricaricabile e sorgente LED sono di tipo non sostituibile. Per eventuali riparazioni rivolgersi ad un centro di assistenza tecnica autorizzato e richiedere l'utilizzo di ricambi originali. Il mancato rispetto di quanto sopra può compromettere la sicurezza dell'apparecchio.

**AUTOMATIC TESTS PERIODICITY:**

FUNCTIONAL TEST (30 sec)= every 28 days
AUTONOMY TEST (1h)= every 26 weeks
Even lamps carry out the autonomy test 1 week after the odd lamps.
(0,2,...,8,A,C,E)= even; (1,3,...,9,B,D,F)= odd.

**LED SIGNALS**

| | |
|---|---|
| FIXED GREEN | BATTERY CHARGED |
| FLASHING GREEN | BATTERY CHARGING |
| ONE RED FLASH | BATTERY ERROR DURATION |
| TWO RED FLASHES | LIGHTING LED ERROR |
| THREE RED FLASHES | BATTERY DISCONNECTED |

**OPENING THE COMMUNICATION FROM APP:**
Remove and reset the network for less than 3 seconds.

The communication remains possible for 2 hours and for 1 min the LED flashes orange to signal the communication opening.
The Functional Test and the Functional STOP Test are controlled by the B.Connect App at any time without having to open communication with the device.

**WARNINGS - GUARANTEE**

- This device shall be used exclusively for the purpose for which it has been designed. Any other use is considered improper and therefore dangerous.
- Rechargeable battery and LED source are non-replaceable type. Contact an authorised technical service centre for any repairs possibly required use only original spare parts.
The lacked respect of the above conditions may compromise the safety of the device.