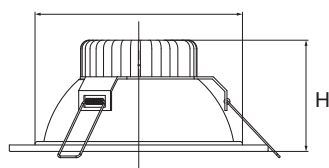
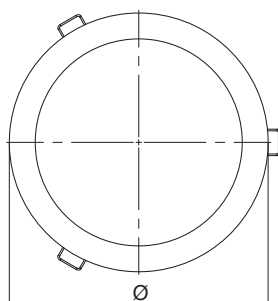
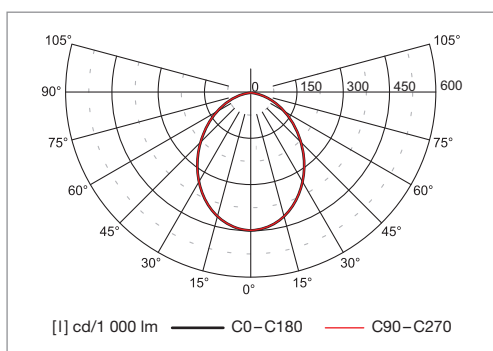



Downlight LED

Recessed LED luminaires



Material:

- body: aluminium with white frame
- diffuser: opal polycarbonate

Working temperature: -20 ÷ 40 °C

Protection grade: IP44

Power supply: 230 V / 50 Hz

Driver: LED driver, possible emergency source mounting

Luminous flux maintenance: >50 000 hours

Mounting: recessed ceiling

Use: staircases, hallways in shopping malls, restaurants, lobby, shops and hotels

W	• Dimensions (mm) •		Mounting hole	Kg
	Ø	H		
15	160	53	150	0,5
25	215	62	200	0,7

**Downlight LED REPLACES
LUMINAIRES WITH FLUO TUBES
2× 18 W and 2× 26 W**

Code	Description	Lum. flux LED (lm)	Power consumption W	Lum. flux (lm)	lm/W	Colour temp. K	Ra	EEC
A71-10331CED	DWL LED 15W 4K	2 025	15	1 350	90	4 000	>80	A++
A71-10333CED	DWL LED 25W 4K	3 300	25	2 250	90	4 000	>80	A++