

# Design Flag

emergency



**archieco** : clean and elegant design lines with surfaces that can be painted together with the wall, made of recyclable materials.



Simple, minimalist design for a highly versatile luminaire.



Light diffusion through a sheet of transparent methacrylate that allows great uniformity of illumination of the pictogram.



One luminaire for all types of mounting, edge mounted on wall, edge mounted on ceiling and single-sided.

## Applications

Services, offices, cinemas, hotels, shopping centres, museums, shops, design showrooms

## Characteristics

**Power supply** 230VAC  $\pm$  10%, 50÷60Hz

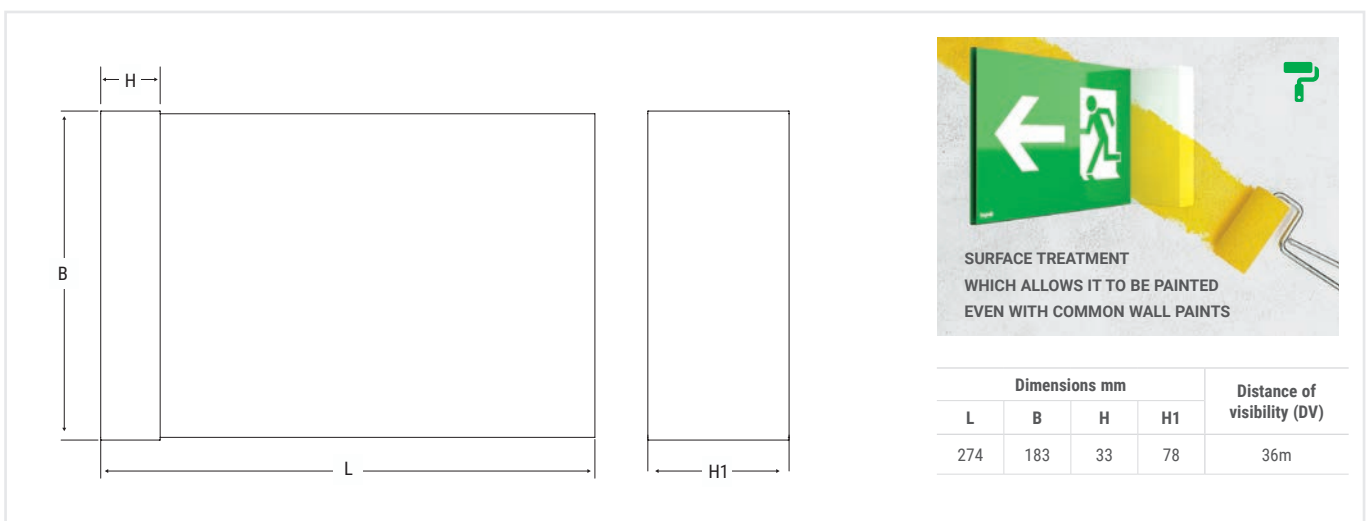
**Mounting** Wall, ceiling

**Recharging time** 12h

**Housing** Extruded aluminium white RAL 9003


**Diffuser** Transparent polycarbonate

**Compliance** EN 60598-1, EN 60598-2-22, UNI EN 1838, UNI 11222, EN 62034




	Order Code	W	Description	Version	Autonomy h	Battery	Distance of visibility DV	Input power		Weight Kg	Packaging Single/Multi pack	
								DC	AC			
TR	18400		DESIGN FLAG SE/SA TR RM	SA/SE	1/2/3	LiFe 3.2V 1.5Ah	36m		3W			STANDARD
AT - OPT	18401		DESIGN FLAG SE/SA OPT	SA/SE	1/1.5/2/3/8	2x LTO 7.2V 0.5AH	36m					CENTRALISED SELF-TESTING
	LG	Standalone luminaires with Centralised Diagnostics integrating the Module Order No. 15036										
	LGFM	Standalone luminaires with Centralised Radio Diagnostics integrating the Module Order Code 15037										
	DALI	Standalone luminaires with Dali Centralised Diagnostics integrating the Module Order Code 15038										

## ACCESSORIES - to be ordered separately



**LG - LGFM - DALI MODULE** (AT-OPT version only)  
**LG** - Order Code **15036**  
**LGFM** - Order Code **15037**  
**DALI** - Order Code **15038**

**LG** **LGFM** **DALI**



**RM INIBIT REMOTE CONTROL**  
 RM for TR versions only

Order Code **2730**

**RM**

