

# Granluce LED 6-11 W

LED Emergency



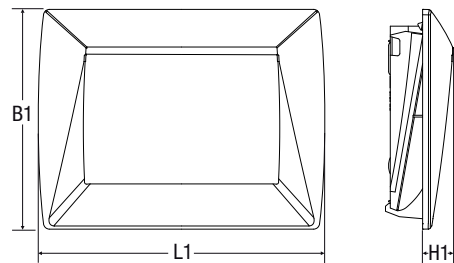
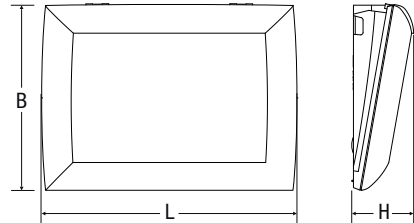
Fixture with high technical lighting output. LED light source with controlled beam lens. Dust-resistant monolithic optics. Polycarbonate housing, high-transparency diffuser. Large-radius reflector in metallized polycarbonate with a geometry of complex facets and sequential reflecting planes. Waterproofing gasket in anti-ageing expanded EPDM, resistant to atmospheric agents. High-efficiency electronic circuit in versions SE, SA, with autonomy of 1 or 3 hours.



## GENERAL CHARACTERISTICS

- Power\*\*** 6, 11, 8, 18, 24 W
- Power supply** 230Vac ± 10% 50Hz
- Operation** Permanent (SA), Non Permanent (SE)
- Standard** EN 60598-1, EN 60598-2-2, EN 60598-2-22, UNI EN 1838, UNI 11222
- Protection grade** IP65
- Autonomy** 1h, 3h
- Working temp.** 0°C ÷ +40°C
- Mounting** wall, ceiling, recessed
- Housing** Polycarbonate, white RAL 9010
- Optics** Asymmetrical with complex facets, metallized
- Louvre** Transparent polycarbonate
- Light source** LED

\*\* Indicative power for comparison with fluorescent tube fixtures



recessed model

Power** W	• Dimensions (mm) •					
	L	B	H	L1	B1	H1
6	213	155	52	240	184	25
11	213	155	52	240	184	25

## Accessories

supplied

Order code	Description
3727	CABLE GLAND PG16/PG20 4003/RG

## Accessories

to be ordered separately

Order code	Description
12942	KIT RECESSED 6,11 W

### CEILING MOUNTING



### WALL MOUNTING




### RECESSED MOUNTING



12942 RECESS KIT 6, 11W

to be ordered separately

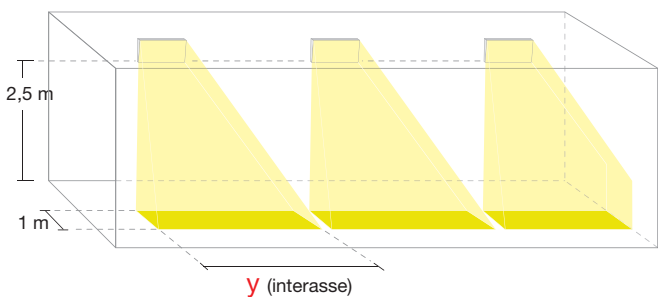
### WALL MOUNTING IP65



3727 CABLE GLAND PG16/PG20 4003/RG

supplied

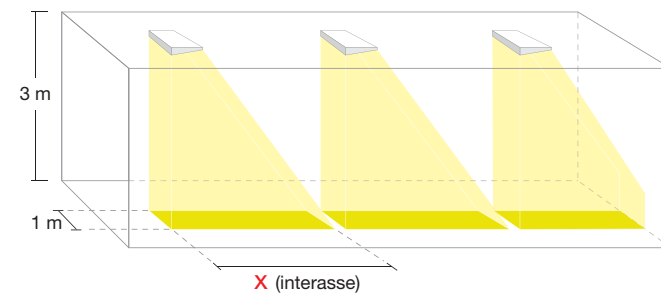
## MOUNTING FOR ESCAPE ROUTES ON WALL



### LIGHT BEAM 6-11 W

	6 W	11 W
y	5 m	5.5 m

## MOUNTING FOR ESCAPE ROUTES ON CEILING



### LIGHT BEAM 6-11 W

	6 W	11 W
x	4 m	4 m

## AT Autotest

	W**	Order code	Description	Model	Autonomy	Battery	N° LED	Flux* SE lm	Flux* SA lm	Absorption W	Weight kg	Pack	
	03	6	12950	GRANLUCE LED IP65 AT 6W SE1NRM	SE	1h	NiCd 4.8V 0.75Ah	1	58	-	0,2	0,6	12
	03	6	12951	GRANLUCE LED IP65 AT 6W SE3NRM	SE	3h	NiCd 4.8V 1.7Ah	1	58	-	0,2	0,7	12
	03	11	12956	GRANLUCE LED IP65 AT 11WSE1NRM	SE	1h	NiCd 4.8V 0.75Ah	1	82	-	0,2	0,6	12
	03	11	12957	GRANLUCE LED IP65 AT 11WSE3NRM	SE	3h	NiCd 4.8V 1.7Ah	1	82	-	0,2	0,7	12

\* Minimum flux guaranteed according to EN 60598-2-22