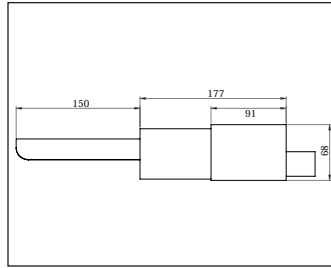



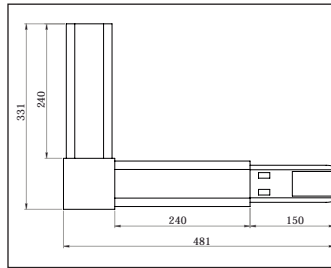

# Rail System head and joint connections

## RAIL SYSTEM HEAD

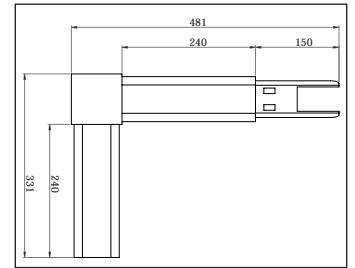


**14520** RAIL POWERED HEAD 7 WIRE

## L JOINT

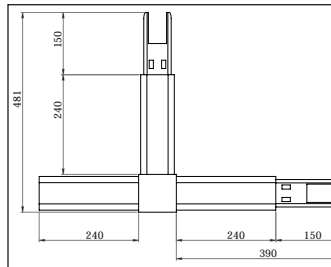



**14521** RAIL L INL OUTR 7 WIRE

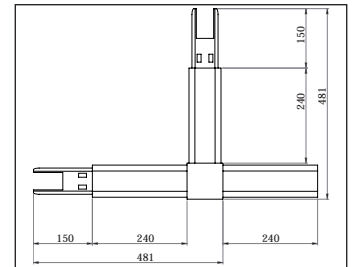


**14522** RAIL L INR OUTL 7 WIRE

## T JOINT

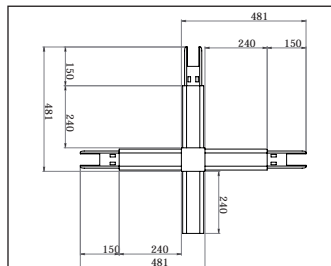



**14524** RAIL T 1INL 2OUTR 7 WIRE

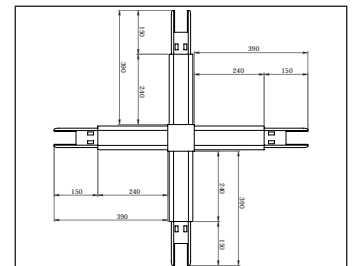


**14525** RAIL T 1INR 2OUTL 7 WIRE

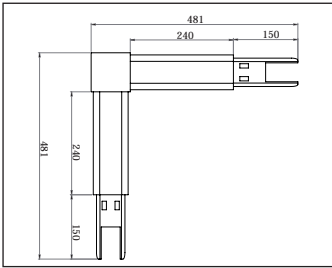
## X JOINT



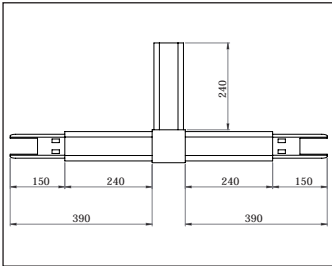
**14528** RAIL X 1 IN 3OUT 7 WIRE



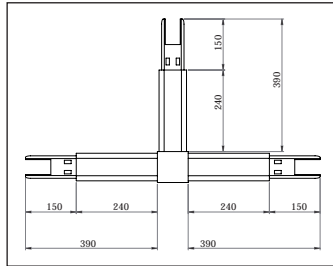
**14529** RAIL X POWER 4OUT 7 WIRE



**14523** RAIL L POWER 2OUT 7 WIRE



**14526** RAIL T 1INC 2OUTS 7 WIRE



**14527** RAIL T POWER 3OUT 7 WIRE