

LOGICA




High type of protection. Housing with rounded contours and clear cover with click-closures. Light guidance through high-specular polycarbonate reflector.

Versions for surface wall and ceiling mounting and with additional accessories for recessed wall mounting and recessed ceiling mounting

MOUNTING TYPES



MOUNTING TYPES WITH ACCESSORIES



TECHNICAL DATA

Housing:	Polycarbonate, white (RAL 9003)
Cover:	Polycarbonate, transparent
Reflector:	Polycarbonate, specular
Type of protection:	IP65 (recessed and surface wall mounting), IP40 (recessed and surface ceiling mounting)
Service life L₈₀B₂₀:	50.000 h

Color stability:	3 SDCM
Color temperature:	5.000 K
Color rendering index:	80



SELF-CONTAINED SUPPLY

Mains supply:	198 V – 254 V/50 Hz
Switching:	Maintained and non-maintained
Ambient temperature:	-20 °C to +45 °C
Protection class:	II

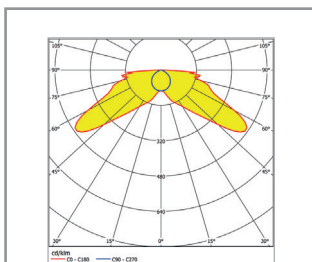
DECENTRAL SUPPLY

Mains supply:	24 V +/- 20 % DC
Battery supply:	24 V +/- 20 % DC
Ambient temperature:	-20 °C to +40 °C
Protection class:	III with connection only to low voltage, II with additional connection to voltages above low voltage

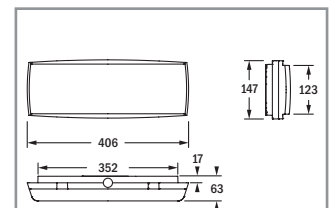
CENTRAL SUPPLY

Mains supply:	198 V – 254 V/50 Hz
Battery supply:	176 V – 276 V
Ambient temperature:	-20 °C to +40 °C
Protection class:	II
Mains supply (alt.):	90 V – 254 V / 50/60 Hz ⁸
Battery supply (alt.):	90 V – 276 V ⁸

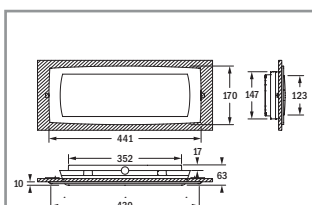
⁸ For order code 31140



Light distribution curve

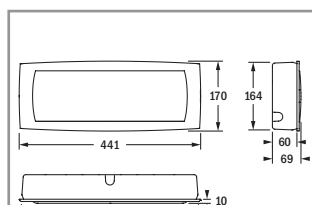


Surface wall and ceiling mounting

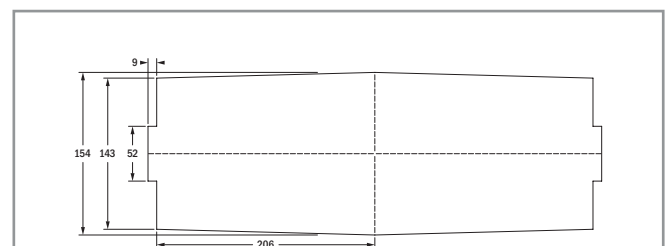


Cutout: special geometry, see cutout for recessed wall and ceiling mounting

Recessed wall and ceiling mounting, hollow



Recessed wall and ceiling mounting, massive



Cutout for recessed wall and ceiling mounting



SELF-CONTAINED SUPPLY

Autotest Order code	Logica Order code	Logica FM Order code			1 h	3 h		
Surface wall mounting (1-sided escape route indication / illumination), surface ceiling mounting (illumination) ¹								
19411	19411	19411+15037 ²	26 m	30	1.100 lm / 2.000 lm (RA04)	400 lm / 800 lm (RA04)	LTO 9.6 V / 1.2 Ah	14 VA

DECENTRAL SUPPLY

Sicuro24 Order code				
Surface wall mounting (1-sided escape route indication / illumination), surface ceiling mounting (illumination) ¹				
32096 ³	26 m	30	400 lm	3.8 W
32089 ⁴	26 m	30	400 lm	4.3 W

CENTRAL SUPPLY

Sicuro230 Order code					
Surface wall mounting (1-sided escape route indication / illumination), surface ceiling mounting (illumination) ¹					
31140 ⁵	26 m	30	400 lm	8.5 VA / 4.1 W	
31099 ⁶	26 m	30	900 lm	12 VA / 10.4 W	
31120 ⁷	26 m	30	1.400 lm	15.9 VA / 15 W	

¹ Please order additional accessories for recessed wall and ceiling mounting separately.

² Please order Logica FM interface (15037) separately.

³ With S24 driver module G31445

⁴ Version Ultimate LS-UV (light switch query and sub distribution monitoring) with S24 inverter module G31446 and LED driver.

⁵ With S230 driver module 17380.

⁶ Version LS-UV (light switch query and sub distribution monitoring) with S230 module 17382 and LED driver.

⁷ Version Ultimate LS-UV (light switch query and sub distribution monitoring) with S230 module 17382 and LED driver.

Version ULTIMATE LS-UV for Sicuro24

ULTIMATE = particularly high light flux of 1400 lm in mains operation. Factory-made with light switch query (LS) and sub distribution monitoring (UV) through S24 inverter module G31446 in combination with a LED driver.

Version LS-UV for Sicuro230

Factory-made with light switch query (LS) and sub distribution monitoring (UV) through S230 module 17382 in combination with a LED driver.

Version ULTIMATE LS-UV for Sicuro230

ULTIMATE = particularly high light flux of 1400 lm in mains and battery operation. Factory-made with light switch query (LS) and sub distribution monitoring (UV) through S230 module 17382 in combination with a LED driver.

Included in scope of delivery

Order code	Description	
12175	Escape sign foil	
12176	Escape sign foil	
12177	Escape sign foil	

Please order escape sign accessories separately

Order code	Description	
12178	Escape sign foil	

Please order accessories separately

Order code	Description
RA04	Subsidiary battery LTO 9.6 V / 1.2 Ah for 19411
15037	Logica FM interface for 19411
15038	DALI interface for 19411 (for connection to DALI central of the general and safety lighting)
12180	Recessed mounting set for hollow walls / hollow ceilings
3912	Protective basket (only for surface wall or ceiling mounting)
12179	Recessed mounting set for massive walls / massive ceilings (concrete-cast housing)