

SIGN LED

Combined safety sign and safety luminaire. Housing made of flat sheet steel profiles with angular contours and a triangular design. Double-sided signage for safety devices is provided by exchangeable safety sign inserts.

Illumination of safety devices with 5 lx through high-power LED with lighting control through a special lens.

Version for wall mounting

MOUNTING OPTIONS



TECHNICAL DATA

Housing: Sheet steel, white (RAL 9003)
Display pane: Methacrylate, printed
Lens: Methacrylate

Service life $L_{80/B_{20}}$: 50.000 h
Color stability: 3 SDCM



DECENTRAL SUPPLY

Battery supply:
24 V +/- 20% DC

Mains supply:
24 V +/- 20% DC

Ambient temperature:
-20 °C to +40 °C

Protection class:
III

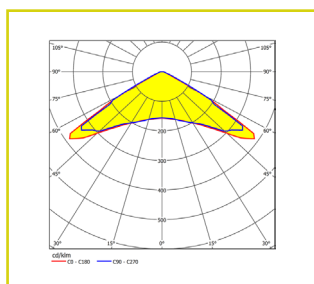
CENTRAL SUPPLY

Battery supply:
176 V–276 V

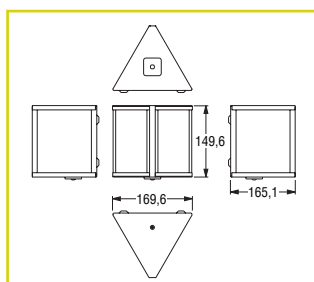
Mains supply:
198 V–254 V/50 Hz

Ambient temperature:
-20 °C to +40 °C

Protection class:
I



Polar diagram



Surface wall mounting



SELF-CONTAINED SUPPLY

Autotest Order code	Logica Order code	Logica FM Order code	LED	Φ 1 h	Φ 3 h	Φ 8 h		S~
37225	37226	37227	3	255 lm	147 lm	41 lm	2 x LTO 7.2 V / 0.5 Ah	4.85 VA

Surface wall mounting for illumination of safety devices

SICURO[®] DECENTRAL SUPPLY

Sicuro24 Order code		LED	Φ	P=
32074	26 m	3	255 lm	8.1 W

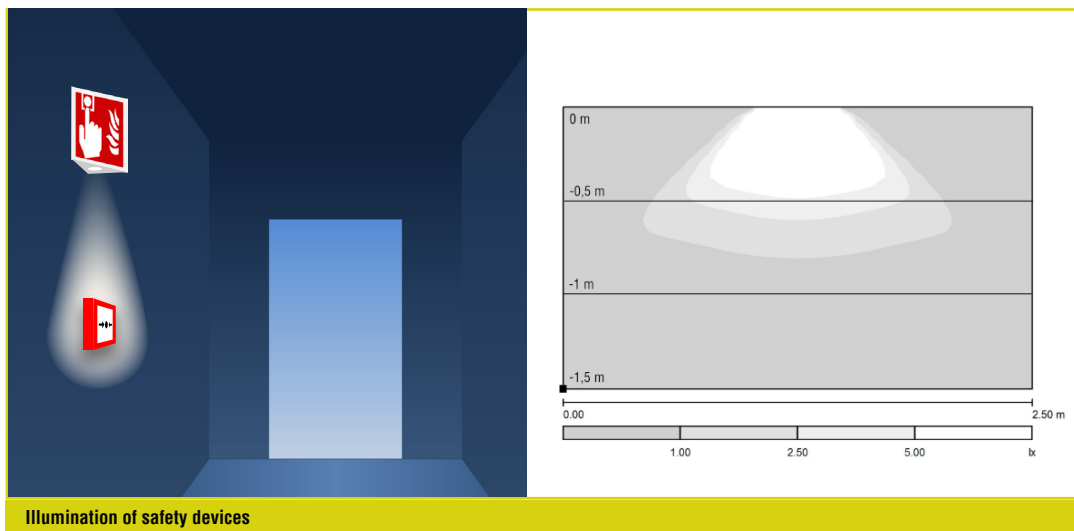
Surface wall mounting for illumination of safety devices

SICURO[®] CENTRAL SUPPLY

Sicuro230 Order code		LED	Φ	S~	P=
31103	26 m	3	255 lm	17.2 VA / 8.6 W	

Surface wall mounting for illumination of safety devices

Lamps to illuminate the safety signs and the safety device separately programmable in permanent or standby mode.



Illumination of safety devices

Please order safety sign equipment separately	
Order code	Description
E16914M	F001 Safety sign fire extinguisher
E16915M	F002 Safety sign extinguishing hose
E16913M	F005 Safety sign fire detector
E16910M	E003 Safety sign first aid
E16912M	E004 Safety sign first aid phone
E16911M	E007 Safety sign collective place