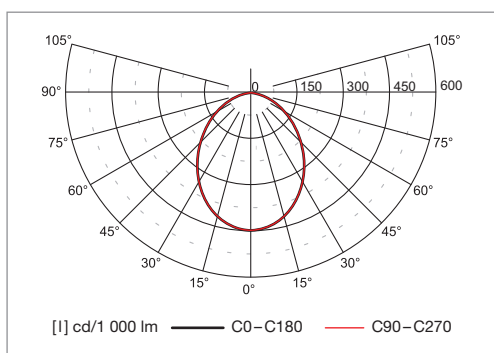



# Downlight LED

## Recessed LED luminaires



### Material:

- body: aluminium with white frame
- diffuser: opal polycarbonate

**Working temperature:** -20 ÷ 40 °C

**Protection grade:** IP20/IP44

**Power supply:** 230 V / 50 Hz

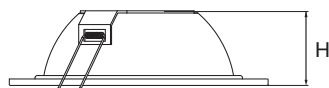
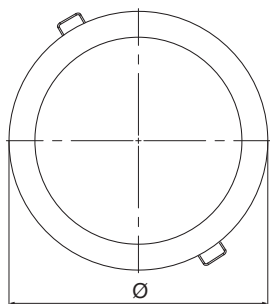
**Driver:** LED driver, possible emergency source mounting

**Luminous flux maintenance:** >50 000 hours

**Mounting:** recessed ceiling

**Use:** staircases, hallways in shopping malls, restaurants, lobby, shops and hotels

W	• Dimensions (mm) •		Mounting hole	Kg
	Ø	H		
15	160	53	150	0,5
25	215	62	200	0,7



Code	Description	LED flux (lm)	Power consumption (W)	Luminaire flux (lm)	lm/W	Colour temp. K	Ra
A71-10331CED	DWL LED 15W 4K	2 100	15,6	1 611	103	4 000	>80
A71-10333CED	DWL LED 25W 4K	3 600	24,5	2 757	112	4 000	>80