

Downlight IP54

nuBe



IP54

IK05

650°



+40°C
-20°C

CRI>90

UGR<19



Downlight with high-efficiency LEDs using SMD technology.



Satin-finish aluminium reflector with a beam aperture angle of 75°, optionally available in white painted or mirror aluminium.

Applications

Services, retail, offices, schools

Characteristics

Power supply

SD 93÷265VAC, 50÷60Hz, 176÷250VDC

ED 230VAC ±10% 50Hz

Power supply - MTBF at 25°C

SD 80,000h ED 70,000h

Luminous flux retention at 25°C

>50,000h (L70B20)

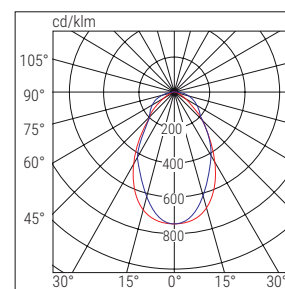
Colour stability 3 SDCM

Mounting recessed, plasterboard

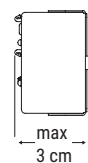
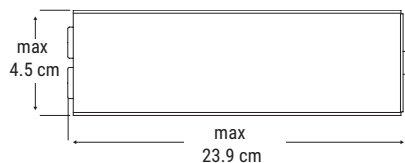
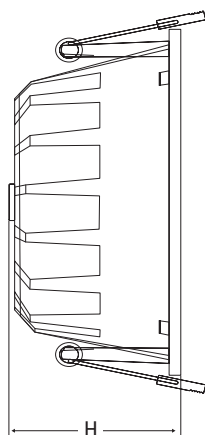
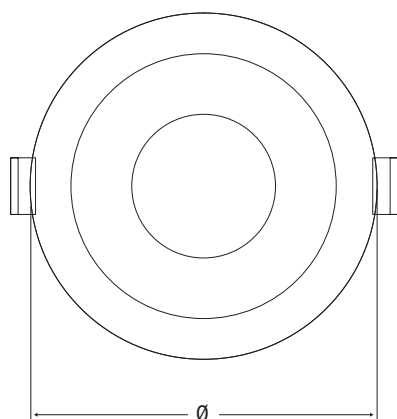
Housing Die-cast aluminium RAL 9016

Optics High-efficiency, satin-finish aluminium (75°)

Compliance EN60598-1, EN60598-2-2, EN 60598-2-22, EN 62471, CAM Minimum Environmental Criteria according to DM 11.01.2017, 2014/53/EU



■ C0-C180
■ C90-C270





Order code	Recessed mounting hole mm	Dimensions mm	
		Ø	H
40324-40304	Ø90	102	68
40325-40305	Ø120	140	68
40326-40306	Ø150	180	90
40327-40307	Ø200	230	120


	Order Code	Description	Power W	Colour temp. K	Chromatic yield	LED Flux lm (Tj=25°C)	Luminaire flux lm	Brightness efficiency lm/W	Weight Kg	Packaging Single/Multi pack	Notes and compliance	
SD	40324	DWL IP54 10W 75°C90 SAT SD 4K	10	4000	>90	1300	1000	100	0.3	1	75° Optics	AUTO-DIMMER (*)
	40325	DWL IP54 15W 75°C90 SAT SD 4K	15	4000	>90	2000	1500	100	0.5	1	75° Optics	
	40326	DWL IP54 25W 75°C90 SAT SD 4K	25	4000	>90	3300	2500	100	0.7	1	75° Optics	
	40327	DWL IP54 35W 75°C90 SAT SD 4K	35	4000	>90	4600	3500	100	1.2	1/4	75° Optics	
ED	40304	DWL IP54 10W 75°C90 SAT ED 4K	10	4000	>90	1300	1000	100	0.3	1/4	75° Optics	ON / OFF
	40305	DWL IP54 15W 75°C90 SAT ED 4K	15	4000	>90	2000	1500	100	0.5	1/4	75° Optics	
	40306	DWL IP54 25W 75°C90 SAT ED 4K	25	4000	>90	3300	2500	100	0.7	1/4	75° Optics	
	40307	DWL IP54 35W 75°C90 SAT ED 4K	35	4000	>90	4600	3500	100	1.2	1/4	75° Optics	
DALI	INTERFACING WITH ACCESSORY TO BE ORDERED SEPARATELY: It is possible to create DALI luminaires by integrating the version SD with the accessory Dali Module Order Code 15024 Example: Order Code 40324+ 15024 = Luminaire 40324 in the DALI version											DALI


(*) Function that can be activated by integrating the optional external light sensor Code 21100

BUILDING AUTOMATION - to be ordered separately





LOGICA SD LGFM CONTROL UNIT 

Order Code **21102** 





OUTDOOR SMART DIMMER LIGHT SENSOR

Order Code **21100** 





BUILDING AUTOMATION RADIO MODULE

Order Code **15022** 




DALI MODULE

Order Code **15024** 



BUILDING AUTOMATION RADIO TRANSMITTER


Order Code **20104** 




1-10V MODULE


Order Code **15034** 

EMERGENCY LED INVERTERS - to be ordered separately





INVERTER PLUG&LIGHT SE/SA 1-3h 20-60V

Order Code **19358** (1h)
Order Code **19359** (3h) 




LGFM EMERGENCY MODULE
For AT/LG series inverters only

Order Code **19375** 




INVERTER AT/LG AR 9W 55V
Inverter cover (19376) required for installation

Order Code **19355L** (LiFe battery) 



INVERTER COVER IP65

Order Code **19376** 



INVERTER GL AT/LG AR 15W 55V
Inverter cover (19376) required for installation

Order Code **19391** (LiFe battery)
Order Code **19390** (LTO battery) 