

Backlight Panel



Caratteristiche

Mantenimento flusso luminoso a 25°C
>30.000h (L80B20)

Installazioni Incasso, plafone, sospensione

Corpo Alluminio verniciato bianco

Schermo PMMA stabilizzato ai raggi UV autoestinguente, prismaticizzato

Conformità EN60598-1, EN60598-2-2, EN 62471

Applicazioni

Terziario, retail, uffici, scuole

Characteristics

Luminous flux retention at 25°C
>30.000h (L80B20)

Mounting recessed, ceiling, suspended

Housing Aluminium, white

Screen UV-stabilised PMMA, self-extinguishing,

Compliance EN60598-1, EN60598-2-2, EN 62471

Applications

Services sector, retail, offices, schools

IP20
IP40

IK05


∠ 650°

+40°C
-20°C

UGR<19

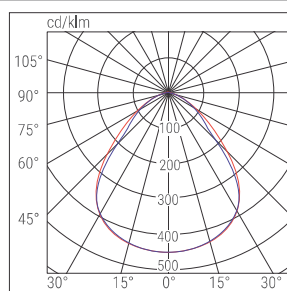
UGR<22

FLICKER FREE



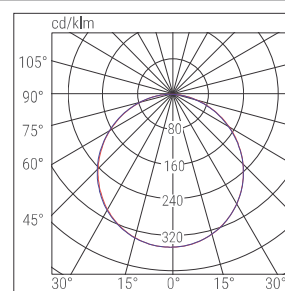
Versione Version		Dimensioni Dimensions mm		
		L	B	H
UGR<19	600x600	596	596	31
	300x1200	295	1195	31
UGR<22	600x600	596	596	31
	300x1200	295	1195	31

BACKLIGHT PANEL UGR<19



■ C180-C270 ■ C90-C270

BACKLIGHT PANEL



■ C180-C270 ■ C90-C270

Versione Version	Cod.	Descrizione Description	Potenza Power W	Temp. colore Colour Temp. K	CRI	Flusso LED LED Flux lm (Tj=25°C)	Flusso Flux lm	Efficienza Efficiency lm/W	Kg	Note Notes	
LED	600X600	70084	BACKLIGHT UGR19 36W 600X600 3K	36	3000	>80	4500	3600	100	2.4	UGR<19
	600X600	70085	BACKLIGHT UGR19 36W 600X600 4K	36	4000	>80	4500	3600	100	2.4	UGR<19
	300x1200	70086	BACKLIGHT UGR19 LED 36W 30X120 3K 95LM/W 3K	36	3000	>80	4500	3600	100	2.4	UGR<19
	300x1200	70087	BACKLIGHT UGR19 LED 36W 30X120 4K 95LM/W 4K	36	4000	>80	4500	3600	100	2.4	UGR<19
	600x600	70090	BACKLIGHT UGR19 40W 600X600 3K	40	3000	>80	5400	4500	110	2.4	UGR<19
	600x600	70091	BACKLIGHT UGR19 40W 600X600 4K	40	4000	>80	5400	4500	110	2.4	UGR<19
	600X600	70080	BACKLIGHT LED 36W 600X600 3K	36	3000	>80	4500	3600	100	2.4	UGR<22
	600X600	70081	BACKLIGHT LED 36W 600X600 4K	36	4000	>80	4500	3600	100	2.4	UGR<22
	300x1200	70082	BACKLIGHT LED 36W 30X120 3K	36	3000	>80	4500	3600	100	2.4	UGR<22
	300x1200	70083	BACKLIGHT LED 36W 30X120 4K	36	4000	>80	4500	3600	100	2.4	UGR<22
	600x600	70088	BACKLIGHT LED 40W 600x600 3K	40	3000	>80	5400	4500	110	2.4	UGR<22
	600x600	70089	BACKLIGHT LED 40W 600x600 4K	40	4000	>80	5400	4500	110	2.4	UGR<22

ON / OFF

ACCESSORI - da ordinare separatamente / ACCESSORIES - to be ordered separately

**CORNICE PLAFONE
CEILING FRAME**

Cod. **20089** (600x600 h 70)
Cod. **20101** (300x1200 h 70)

**CAVI DI SOSPENSIONE
SUSPENSION WIRE**

Cod. **70033**

**STAFFE CARTONGESSO
PLASTER BOARD BRACKETS**

4 pezzi / 4 pieces

Cod. **70049**

EMERGENZA CON INVERTER LED - da ordinare separatamente EMERGENCY LED INVERTER - to be ordered separately

INVERTER PLUG&LIGHT SE/SA 1-3h 20-60V

Cod. **19358** (1h)
Cod. **19359** (3h)

TR

INVERTER UNIVERSALE 5W 20-240V

AT - Cod. **19398**
CT - Cod. **19399**

AT CT

MODULO / MODULE LG - LGFM - DALI
Solo per Inverter CT / For CT Inverters only

LG - Cod. **15079**
LGFM - Cod. **15037**
DALI - Cod. **15080**

LG
LGFM
DALI