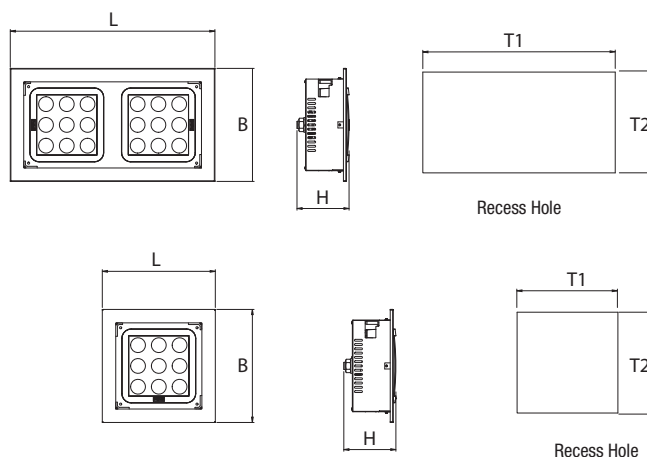


# Zoom LED

## Cestello

Floodlight with adjustable focus in die-cast aluminium, incorporating nine powerful high-efficiency LEDs. Patented optics, consisting of a PMMA lens system with variable focal length to adjust the light beam to an angle between 10° and 40°. The adjustment is continuous, and can be performed using the rear regulator. The device can be adjusted both horizontally and vertically. Available in 1x and 2x versions. The Cestello Zoom has been specifically designed for accent lighting, in environments where the items on display need to be enhanced. The flexibility of the device renders it extremely versatile in all architectural spaces and with any furnishings, and it can be installed flush with the wall using a special accessory. In the 2x versions, each spotlight can be adjusted independently.



Version	• Dimensions (mm) •					Weight max. kg
	L	B	H	T1	T2	
1x	185	185	85	160	160	1.5
2x	335	185	85	310	160	2.5

### Efficiency and dimming

The increase in luminous efficacy (lm/W) and the useful life of the device may vary significantly according to the degree to which it is dimmed. Assuming an average level of 50% of the luminous flux, the following results are obtained with the Zoom LED:

<b>Dimming</b>	<b>50 %</b>
<b>Device duration</b>	<b>+40 %</b>
<b>Luminous efficiency</b>	<b>+15 %</b>

## Accessories

to be ordered separately

Order code Description

<b>14357</b>	INSTALLATION FRAME – FLUSH WALL, TO BE TRIMMED 1X
<b>14358</b>	INSTALLATION FRAME – FLUSH WALL, TO BE TRIMMED 2X

## Building automation

to be ordered separately

Order code Description

<b>20102</b>	BUILDING AUTOMATION CENTRAL UNIT
<b>20124</b>	BUILDING AUTOMATION CENTRAL UNIT WIFI
<b>20104</b>	2 INPUT INTERFACE – RADIO TRANSMITTER
<b>15022</b>	BUILDING AUTOMATION RADIO MODULE
<b>15024</b>	DALI MODULE
<b>15034</b>	1-10V MODULE



### GENERAL CHARACTERISTICS

<b>Equivalent Power*</b>	35, 70, 150 W
<b>Power supply</b>	Universal Multi Voltage 93–265 V <sub>AC</sub> 50/60 Hz 176–250 V <sub>DC</sub>
<b>Standard</b>	EN 60598-1, EN 60598-2-1, EN 60598-2-22 (fundamental requirements), EN 62471 (photobiological hazard)
<b>Protection grade</b>	IP20 (visible side), IP40 (recessed side)
<b>Working temp.</b>	-20 ÷ +40 °C
<b>Mounting</b>	recessed
<b>Housing</b>	Polyester powder coated die-cast aluminium RAL 9010
<b>Optic</b>	Zoom LED System with PMMA transparent lenses
<b>Driver</b>	Electronic SD (cos φ ≥ 0.96) with intelligent dimming
<b>MTFB Control gear**</b>	80 000 h
<b>Luminous flux maintenance**</b>	>70 000 h (1x 70, 1x 150) (L80B20) >80 000 h (1x 35) (L80B20)
<b>Colour deviation</b>	3 SDCM

\* Equivalent power for comparison with metal halide fixtures

\*\* At environmental reference temperature of 25 °C



Version 2x

**SPECIAL VARIANTS: COLOUR TEMPERATURE ON REQUEST, COLOUR RENDERING ≥90**  
Contact the Beghelli sales network

INVERTER	EMERGENCY WITH LED INVERTER		TR	AT	LG	LGFM
	<b>19358</b>	INVERTER PLUG&LIGHT LED SE/SA 1H 20-60V	to be ordered separately			
	<b>19359</b>	INVERTER PLUG&LIGHT LED SE/SA 3H 20-60V	to be ordered separately			
	<b>19364</b>	INV LED IP65 AT/LG 123H (addressable)	to be ordered separately			
	<b>19365</b>	INV LED IP65 LGFM 123H (addressable)	to be ordered separately			
	<b>RA02***</b>	AUTORIPARA INVERTER BATTERY 7.2V 1.7Ah	to be ordered separately			

\*\*\*Contact the Beghelli sales network for availability

**DOMOTIC RADIO MODULE**

**1÷10V MODULE**

**DALI MODULE**

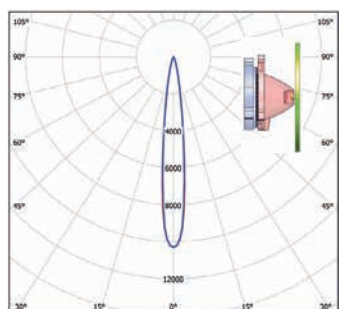

**PLUG&LIGHT MODULE**

OPTIONAL MODULES TO EXTEND BEGHELLI SD TO RADIO CONTROL OR DALI / 1-10V SYSTEMS AND EMERGENCY



**MAXIMUM RANGE OF THE FOCAL LENGTH FOR 40° CONE OF LIGHT**

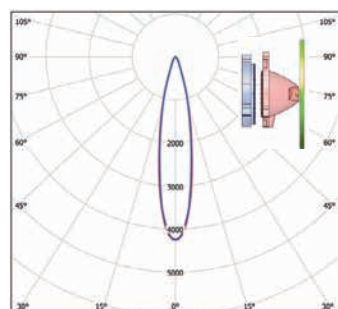
**MINIMUM RANGE OF THE FOCAL LENGTH FOR 10° CONE OF LIGHT**



I max 35w\* = 28 800 Cd / I max 70w\* = 47 400 Cd

**Beam width 10°**

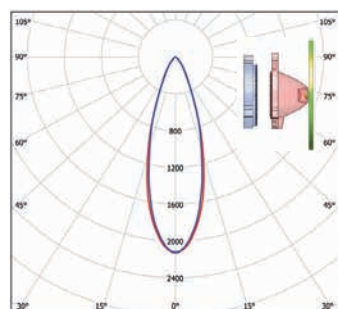
Distance	Diameter	Luminosity
0.5 m	Ø 0.11 m	119 379 lx
1.0 m	Ø 0.22 m	29 845 lx
1.5 m	Ø 0.33 m	13 264 lx
2.0 m	Ø 0.44 m	7 461 lx
2.5 m	Ø 0.55 m	4 775 lx
3.0 m	Ø 0.66 m	3 316 lx



I max 35w\* = 11 900 / I max 70w\* = 19 550 Cd

**Beam width 20°**

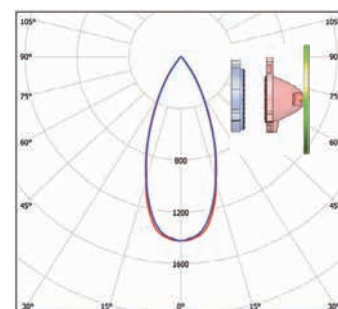
Distance	Diameter	Luminosity
0.5 m	Ø 0.18 m	49 269 lx
1.0 m	Ø 0.36 m	12 317 lx
1.5 m	Ø 0.53 m	5 474 lx
2.0 m	Ø 0.71 m	3 079 lx
2.5 m	Ø 0.89 m	1 971 lx
3.0 m	Ø 1.07 m	1 369 lx



I max 35w\* = 5 950 Cd / I max 70w\* = 9 800 Cd

**Beam width 30°**

Distance	Diameter	Luminosity
0.5 m	Ø 0.29 m	24 656 lx
1.0 m	Ø 0.58 m	6 164 lx
1.5 m	Ø 0.87 m	2 740 lx
2.0 m	Ø 1.15 m	1 541 lx
2.5 m	Ø 1.44 m	986 lx
3.0 m	Ø 1.73 m	685 lx



I max 35w\* = 4 000 Cd / I max 70w\* = 6 550 Cd

**Beam width 40°**

Distance	Diameter	Luminosity
0.5 m	Ø 0.39 m	16 512 lx
1.0 m	Ø 0.78 m	4 128 lx
1.5 m	Ø 1.16 m	1 835 lx
2.0 m	Ø 1.55 m	1 032 lx
2.5 m	Ø 1.94 m	660 lx
3.0 m	Ø 2.33 m	459 lx

**Zoom LED Cestello**

SmartDriver **SD**

Power* W	Order code	Description	LED Power W	Colour Temp. K	Colour rendering	Power consumption max. W	N°LEDs	Flux of LEDs lm (Tj=25°C)	Flux of fixture lm	lm/W	Energy Class	Packaging
1× 35	<b>Z135CSD</b>	ZOOM LED CEST 1X35 SD 3K	13	3 000	>80	17	9	1 750	1 400	84	A++	1/1
1× 70	<b>Z170CSD</b>	ZOOM LED CEST 1X70 SD 3K	29	3 000	>80	33	9	3 200	2 500	75	A++	1/1
1× 150	<b>Z1150CSD</b>	ZOOM LED CEST 1X150 SD 3K	47	3 000	>80	51	9	5 000	4 000	77	A++	1/1
2× 35	<b>Z235CSD</b>	ZOOM LED CEST 2X35 SD 3K	26	3 000	>80	29	18	3 500	2 800	98	A++	1/1
2× 70	<b>Z270CSD</b>	ZOOM LED CEST 2X70 SD 3K	55	3 000	>80	61	18	6 400	5 000	82	A++	1/1
2× 150 <sup>2</sup>	<b>Z2150CSD</b>	ZOOM LED CEST 2X150 SD 3K	94	3 000	>80	104	18	10 000	8 000	77	A++	1/1

<sup>2</sup> Version 2× 150 is equipped with dual drivers which require two domotic radio modules to control the device. The two LED sources are managed independently from each other.