





LED Panel RTI



- IP20
IP40
- IK05
- ∧ 960°
-
- 🌡️ +40°C
-20°C
- CRI>90
- UGR<19
- FLICKER FREE

-  Higher quality light diffusion LED panel, made of **90% less plastic** in an environmentally friendly way.
-  It allows multiple types of mounting and the adjustment of colour temperature (K) in fixed mode (CCT) or automatic mode (HCL).
-  Micro-structured lens for soft and diffused, direct and indirect light.
-  Built-in universal bracket for ceiling (without an additional frame) or recessed mounting.

Applications

Services, public sector, offices, schools

Characteristics

Power supply

SD 230VAC ±10%, 50÷60Hz, 168÷280VDC

ED 230VAC ±10%, 50÷60Hz

Power supply - MTBF at 25°C 65,000h

Luminous flux retention at 25°C

>80,000÷120,000h (L80B20)

Colour stability 3 SDCM

Mounting M600, ceiling, suspended

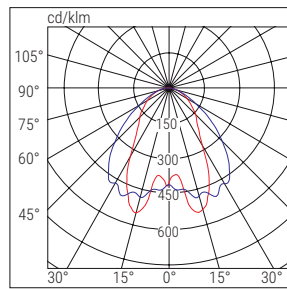

Housing Polyester powder-coated pre-galvanised sheet steel, RAL 9003, matt

Optics PMMA micro-structured lens

Compliance EN60598-1, EN60598-2-2, EN60598-2-22, EN62471 (photobiological risk-free), CAM Minimum Environmental Criteria according to DM 11.01.2017, 2014/53/EU

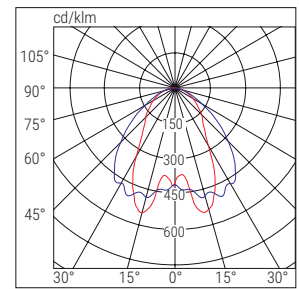
Order code	Dimensions mm		
	L	B	H
40151	595	595	34
40161, 40171, 40166, 40176	595	595	51
40154, 40157	295	1195	34
40164, 40168, 40174, 40178, 40167, 40177, 40181	295	1195	51

LED PANEL RTI - 600x600



■ C90-C270 ■ C0-C180

LED PANEL RTI - 300x1200




■ C90-C270 ■ C0-C180

	Version	Order Code	Description	Power W	Colour temp. K	Chromatic yield	LED Flux lm (Tj=25°C)	Luminaire flux lm	Brightness efficiency lm/W	Weight Kg	Packaging Single/ Multi pack	HCL CCT
SD	600x600	40171	PAN RTI M600 35W U19C90 SD4K	36	4000	>90	6000	5000	139	2.5	1/4	
	300x1200	40174	PAN RTI 30x120 35W U19C90 SD4K	35	4000	>90	6000	5000	143	3.9	1/4	
	300x1200	40181	PAN RTI 30x120 50W U19C90 SD4K	50	4000	>90	8400	7000	140	3.9	1/4	
	600x600	40176	PAN RTI M600 35W U19C90 SD HCL	36	HCL 2700 ÷ 6000 CCT 2700-4000-6000	>90	6000	5000	139	2.6	1/4	☀️ 🌙
	300x1200	40177	PAN RTI 30x120 35W U19C90 SD HCL	35	HCL 2700 ÷ 6000 CCT 2700-4000-6000	>90	6000	5000	143	4.0	1/4	☀️ 🌙
	300x1200	40178	PAN RTI 30x120 50W U19C90 SD HCL	50	HCL 2700 ÷ 6000 CCT 2700-4000-6000	>90	8400	7000	140	4.0	1/4	☀️ 🌙
ED	600x600	40151	PAN RTI M600 25W U19C90 ED4K	24	4000	>90	4000	3400	142	1.9	1/6	
	300x1200	40154	PAN RTI 30x120 25W U19C90 ED4K	23	4000	>90	4000	3400	148	2.7	1/6	
	300x1200	40157	PAN RTI 30x120 50W U19C90 ED4K	48	4000	>90	8200	6800	142	2.7	1/6	
	600x600	40161	PAN RTI M600 35W U19C90 ED4K	36	4000	>90	6000	5000	139	2.4	1/4	
	300x1200	40164	PAN RTI 30x120 35W U19C90 ED4K	35	4000	>90	6000	5000	143	3.8	1/4	
	600x600	40166	PAN RTI M600 25W U19C90 HCL	25	HCL 2700 ÷ 6000 CCT 2700-4000-6000	>90	4200	3500	140	2.5	1/4	☀️ 🌙
	300x1200	40167	PAN RTI 30x120 25W U19C90 HCL	24	HCL 2700 ÷ 6000 CCT 2700-4000-6000	>90	4200	3500	146	3.9	1/4	☀️ 🌙
	300x1200	40168	PAN RTI 30x120 50W U19C90 HCL	50	HCL 2700 ÷ 6000 CCT 2700-4000-6000	>90	8400	7000	140	3.9	1/4	☀️ 🌙
DALI	MODULAR ENCODING: To create the DALI version device code, select a device in the range ED and add to its code the suffix DL Example: Order Code 40157 + DL = Order Code 40157DL											

☀️🌙 HCL-CCT module, both in SD and ED version, for automatic colour temperature variation according to the solar time or to set 2700, 4000, 6000K constants

The HCL-CCT module allows you to adjust the colour temperature in 3 steps 2700K - 4000K - 6000K (CCT) that can also be activated in HCL (Human Centric Lighting) mode, with automatic light variations, to adapt the lighting to the human biological cycle (biodynamic lighting). A pre-set clock, built-in in each luminaire, deals with the synchronisation of colour variations according to the hour of the solar day, to provide the most suitable colour temperature (K). With the same selector, you can set the luminaire on HCL mode, with controlled colour variations, or on CCT mode, by setting a fixed chosen value (2700K - 4000K - 6000K). In addition, in the SD Auto-dimmer version, the light output also takes into account the existing supply of natural light.



NEXT >


019 recessed

LED Panel RTI

SPECIAL VARIANTS - on request

COLOUR TEMPERATURE 3000K and 6000K, 0-10V

ACCESSORIES - included



SD RADIO / 1 -10V INTERFACE


SD



SMART DIMMER LIGHT SENSOR


Order Code **15039**

SD




CEILING MOUNTING BRACKET
Supplied on all models

ACCESSORIES - to be ordered separately



INVERTER MOUNTING BRACKET
Only for Order Codes 40151, 40154, 40157


Order Code **40190** (600x600) - **40191** (300x1200)



SUSPENDED MOUNTING KIT

Order Code **70033**


BUILDING AUTOMATION - to be ordered separately



LOGICA SD LGFM CONTROL UNIT

Order Code **21102**

nuBe
SD



BUILDING AUTOMATION RADIO TRANSMITTER

Order Code **20104**

SD

LED INVERTER EMERGENCY LUMINAIRE - to be ordered separately

LUMINAIRE/INVERTER COMPATIBILITY ACCORDING TO THE TYPE OF MOUNTING			
LUMINAIRES Order Code	COMPATIBLE INVERTERS	TYPE OF MOUNTING	MOUNTING ACCESSORIES
40151	19367 - 19371	M600	
		ceiling/suspended	Bracket Code 40190
40154 40157	19367 - 19371	M600	
		ceiling/suspended	Bracket Code 40191
40161	19358 - 19359- 19355L 19390 - 19391	M600	
		ceiling/suspended	
40164	19358 - 19359- 19355L 19390 - 19391	M600	
		ceiling/suspended	
40166	19367 - 19371	M600	
		ceiling/suspended	
40167 40168	19367 - 19371	M600	
		ceiling/suspended	
40176	19358 - 19359	M600	
		ceiling/suspended	on request
	19355L - 19390 - 19391	M600	Inverter Cover IP65 Code 19376
		ceiling/suspended	on request
40177 40178	19358 - 19359- 19355L 19390 - 19391	M600	
		ceiling/suspended	
40171	19358 - 19359	M600	
		ceiling/suspended	on request
	19355L 19390 - 19391	M600	Inverter Cover IP65 Code 19376
		ceiling/suspended	on request
40174 40181	19358 - 19359- 19355L 19390 - 19391	M600	
		ceiling/suspended	



INVERTER PLUG&LIGHT SE/SA 1-3h 20-60V

Order Code **19358** (1h)
Order Code **19359** (3h)


TR



INVERTER PLUG&LIGHT SE/SA 1-3h 60-180V

Order Code **19367** (1h)
Order Code **19371** (3h)

TR



INVERTER AT/LG AR 9W 55V

Order Code **19355L** (LiFe battery)


AT LG



INVERTER GL AT/LG AR 15W 55V

Order Code **19391** (LiFe battery)
Order Code **19390** (LTO battery)


AT LG



LGFM EMERGENCY MODULE
For LG series inverters only

Order Code **19375**

LGFM



INVERTER COVER

Order Code **19376**