


Indica LED 20m

LED Signs



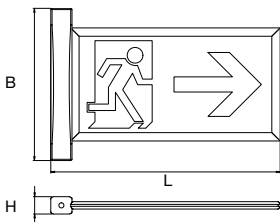
GENERAL CHARACTERISTICS

- Power** 1-2,1 W
- Power supply** 230Vac \pm 10% 50Hz
- Operation** HT, Permanent (SA)/Public performance (PS) selectable with DIP switch in versions LG and LGFM
- Standard** EN 60598-1, EN 60598-2-2, EN 60598-2-22, UNI EN 1838, UNI 11222, DIN 4844-1
- Protection grade** IP40 single-sided version, IP41 suspended version
- Autonomy** 1h, 2h, 3h selectable with DIP switch in the LG and LGFM versions
- Working temp.** 0°C \div +40°C
- Mounting** wall, false ceiling, ceiling with rods, suspended on wall, suspended on ceiling
- Housing** Aluminium frame and bracket in polycarbonate RAL 7035
- Optics** high-efficiency back light system
- Light source** LED



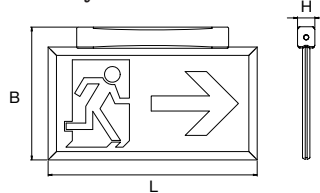
Indica LED is the design solution for sign lighting requirements, with a high technological content for all types of applications. A back light system is used and, thanks to a patented optical system, it guarantees maximum uniformity of sign illumination with excellent luminosity. The fixture is also particularly versatile because it has a universal bracket that can be fitted either on the long side, for mounting on the ceiling, or on the long side for suspended applications on the wall. A single-sided version is also available for above-door installations. All Indica LED products have silk-screen printed opaline polycarbonate diffusers for easier installation and to guarantee a very high sign illuminance uniformity (over 500cd/sq.m) on the white part.

Wall double-sided version



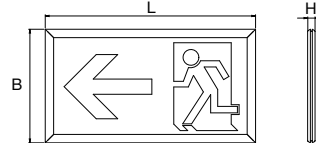
DV	L	B	H
20	266	252	36

Ceiling double-sided version



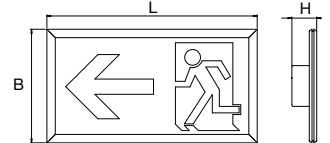
DV	L	B	H
20	235	166	36

Recessed single-sided version



DV	L	B	H
20	235	135	15

Wall single-sided version



DV	L	B	H
20	235	135	38

Accessories

supplied

Order code	Description
-	DIFFUSER RIGHT/LEFT/DOWN

Accessories

to be ordered separately

Order code	Description
19380	TIGES 250MM INDICA DF
19381	TIGES 500MM INDICA DF
19382	TIGES 1000MM INDICA DF
19383	WIRE SUSPENSION 2MT INDICA DF
19384	FALSE CEILING RECESSED BRACKET 20M

MOUNTING ON WALL



MOUNTING ON CEILING



SUSPENDED CANTILEVERED MOUNTING



19383 WIRE SUSPENSION MAX 100 *to be ordered separately*

CANTILEVERED MOUNTING ON CEILING WITH TIGES



19380 RODS 250MM INDICA DF *to be ordered separately*

19381 RODS 500MM INDICA DF

19382 RODS 1000MM INDICA DF

RECESSED MOUNTING INTO FALSE CEILING



19384 RECESS BRACKET FOR FALSE CEILING 20 m *to be ordered separately*

Double-sided version IP41

AT

Autotest

W	Order code	Description	Model	Autonomy	Battery	N° LED	Absorption W	Weight kg	Pack
2,1	19303	INDICA LED DF20M AT SA 1/H	SA	1/h	NiMh 7,2V 0,6Ah	32	3,5	0,52	6

LG

Logica

W	Order code	Description	Model	Autonomy	Battery	N° LED	Absorption W	Weight kg	Pack
2,1	19305	INDICA LED DF20M LG SA/PS 1/2/3H	SA/PS	1/2/3h	NiMh 7,2V 0,6Ah	32	3,5	0,52	6

LGFM

Logica FM

W	Order code	Description	Model	Autonomy	Battery	N° LED	Absorption W	Weight kg	Pack
2,1	19307	INDICA LED DF20M LGFM SA/PS 1/2/3H	SA/PS	1/2/3h	NiMh 7,2V 0,6Ah	32	3,5	0,52	6

SLG

W	Order code	Description	Model	Autonomy	Battery	N° LED	Absorption W	Weight kg	Pack
2,1	17461	INDICA LED DF20M SLG	-	-	-	32	3	0,52	6

SICURO 24V

W	Order code	Description	Model	Autonomy	Battery	N° LED	Absorption W	Weight kg	Pack
2,1	17495	INDICA LED DF20M SLGS 24V	-	-	-	32	3	0,52	6

HT

Mains voltage power supply (ca 230V 50 Hz - cc 216V)


W	Order code	Description	Model	Autonomy	Battery	N° LED	Absorption W	Weight kg	Pack
2,1	19301	INDICA LED DF20M HT	-	-	-	32	3	0,52	6

* Minimum flux guaranteed according to EN 60598-2-22

WALL MOUNTING



RECESSED WALL MOUNTING ON BOX 506



- ADAPTER FOR BOXES 506

supplied

Single-side version IP40

AT Autotest

W	Order code	Description	Model	Autonomy	Battery	N° LED	Absorption W	Weight kg	Pack
1	19313	INDICA LED SF20M AT SA 1N	SA	1h	NiCd 7.2V 0.75Ah	16	2,6	0,65	6

LG Logica

W	Order code	Description	Model	Autonomy	Battery	N° LED	Absorption W	Weight kg	Pack
1	19315	INDICA LED SF20M LG SAPS 1/2/3H	SA/PS	1/2/3h	NiMH 7.2V 1.2Ah	16	2,6	0,65	6

LGFM Logica FM

W	Order code	Description	Model	Autonomy	Battery	N° LED	Absorption W	Weight kg	Pack
1	19317	INDICA LED SF20M LGFM SAPS 1/2/3H	SA/PS	1/2/3h	NiMH 7.2V 1.2Ah	16	2,6	0,65	6

SLG

W	Order code	Description	Model	Autonomy	Battery	N° LED	Absorption W	Weight kg	Pack
1	17463	INDICA LED SF20M SLG	-	-	-	16	2	0,65	6

SICURO 24V

W	Order code	Description	Model	Autonomy	Battery	N° LED	Absorption W	Weight kg	Pack
1	17497	INDICA LED SF20M SLGS 24V	-	-	-	16	2	0,65	6

HT Mains voltage power supply (ca 230V 50 Hz - cc 216V)

W	Order code	Description	Model	Autonomy	Battery	N° LED	Absorption W	Weight kg	Pack
1	19311	INDICA LED SF20M HT	-	-	-	16	2	0,65	6

* Minimum flux guaranteed according to EN 60598-2-22

QUICK CONNECTION BRACKET FOR MAXIMUM MOUNTING VERSATILITY

The frame, in extruded aluminium, has been designed as a fixing track. This particular conformation, as well as making the Indica LED more sturdy and rigid, allows the fixing bracket to be applied on all sides of the fixture.

The polycarbonate diffusers can be removed without the aid of special tools. Simplicity, versatility and sturdiness are the basic principles of the Indica LED project. All of this is achieved with unprecedented luminosity of the sign.



Bracket position for mounting on the ceiling

Bracket position for suspended mounting on the left



Bracket position for suspended mounting on the right