

Multi-D

Exit sign luminaire: Square design casing made of sheet steel in universal versions. Suitable for all variations of mounting. Single or double faced escape route marking by exchangeable pane.

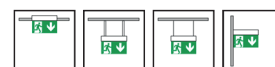
Versions available: wall mounting (single faced), recessed / ceiling mounting, pendant and bracket mounting (double faced)



Mounting types



Mounting types with accessories



Technical data

Mounting options:

surface wall mounting, surface or recessed ceiling mounting, wire and rod suspension, bracket suspension

Body:

sheet steel, grey (RAL 9006)

Cover:

sheet steel, grey (RAL 9006) (recessed ceiling mounting)

Decentralized supply

Protection class: III

Mains supply:

24 V +/- 20% DC

Battery supply:

24 V +/- 20% DC

Ambient temperature:

-20 to +40 °C

Central supply

Protection class: I

Mains supply:

198V–254V/50Hz

Battery supply:

EVG: 110V - 276V

Sleb/Alog: 176V - 276V

Ambient temperature:

-20 to +40 °C

Decentralized supply / Central supply



Surface wall mounting (single faced indication), surface or recessed ceiling mounting, wire and rod suspension, bracket suspension (double faced indication)¹


T93150-S24	T93150E	T93150S	T93150A	22m	24	1.6 W	2.2 W	5.0 VA / 3.0 W
T93151-S24	T93151E	T93151S	T93151A	34m	32	2.1 W	2.9 W	6.0 VA / 3.8 W
T93152-S24	T93152E	T93152S	T93152A	44m	48	3.2 W	4.3 W	7.0 VA / 5.4 W

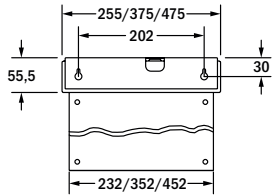
¹ For recessed ceiling mounting, wire and rod suspension and bracket suspension, please order accessories separately.

Please order mounting accessories separately

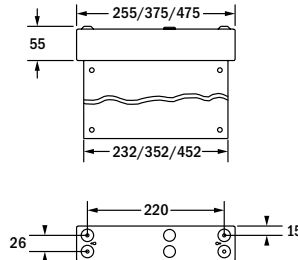
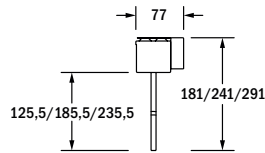
Order code			Description
VD 22m	VD 34m	VD 44m	
F95902	F95903	F95904	Kit for recessed ceiling mounting
F95905	F95905	F95905	Wire suspension, available length: 1200mm
F95901	F95901	F95901	Bracket
F95906	F95906	F95906	Pendant rod, length: 500mm
F95914	F95915		Concrete ceiling box (recessed ceiling mounting)

Fitting supplied complete with

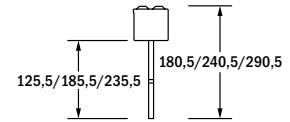
Order code			Description
VD 22m	VD 34m	VD 44m	
E16500M	E16501M	E16502M	Kit of exit sign films 
F95900	F95900	F95900	Wall mounted adapter



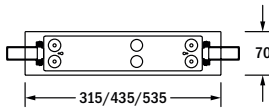
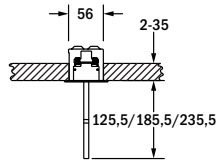
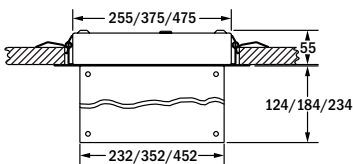
surface wall mounting



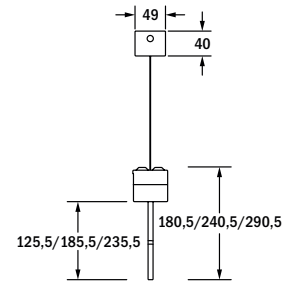
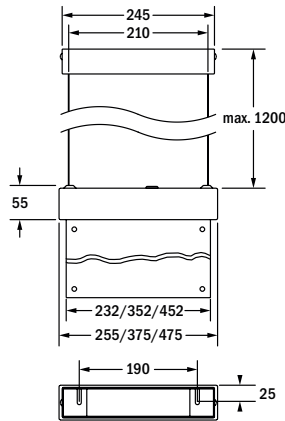
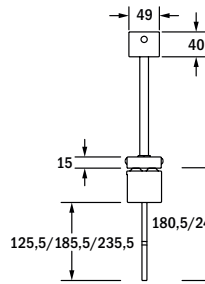
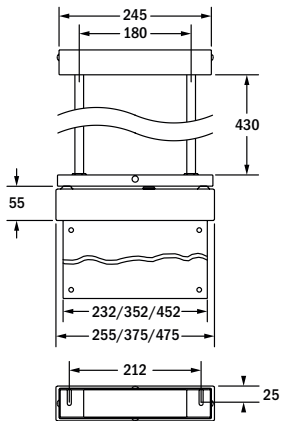
surface ceiling mounting



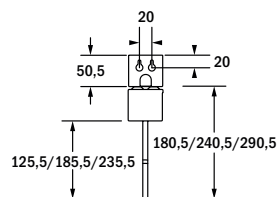
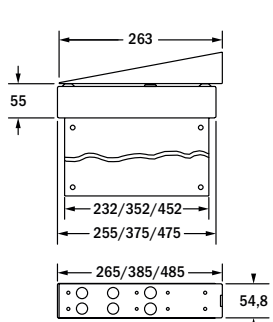
ceiling cutout:
 22 m: 290 mm x 58 mm
 34 m: 410 mm x 58 mm
 44 m: 510 mm x 58 mm



recessed ceiling mounting



wire / rod suspension



bracket suspension