

Completa Led

LED Emergency



Emergency luminaire offering extreme flexibility of use. Thanks to a symmetrical and extremely uniform illumination, the Completa LED can be wall, ceiling, double-sided and recess mounted, without a specific direction. The polycarbonate housing contains a dual reflection optic which in turn integrates two series of ultra-efficient LEDs. The screen is made from methacrylate.

The outer housing has numerous pre-drilled inlets for direct assembly on the most widely-available types of connector blocks and recessed boxes. Double-sided screen version available, for wall and ceiling mounting. Furthermore, IP66 and IK07 grade protection can be achieved via the IP66 shell kit, to be ordered separately.

GENERAL CHARACTERISTICS

Power* 6, 8, 11, 18, 24 W

Power supply 230Vac ± 10% 50Hz

Operation Permanent (SA), Non Permanent (SE)

Standard EN 60598-1, EN 60598-2-2,
EN 60598-2-22, UNI EN 1838,
UNI 11222

Protection grade IP40, IP66 (with Kit)

Autonomy 1h, 3h

Working temp. 0°C ÷ +40°C

Installazione wall, ceiling, recessed, false ceiling
suspended wall

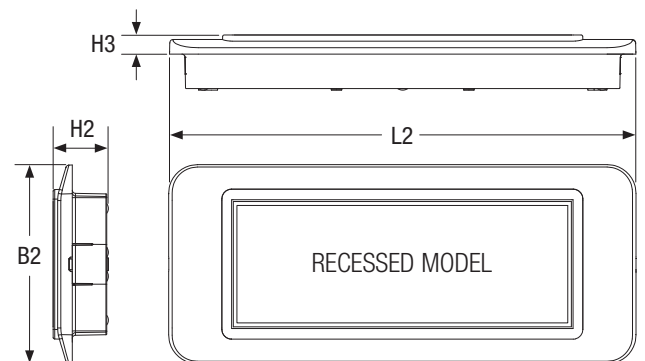
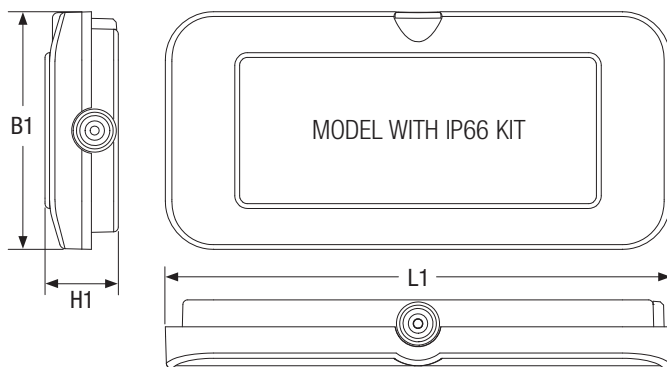
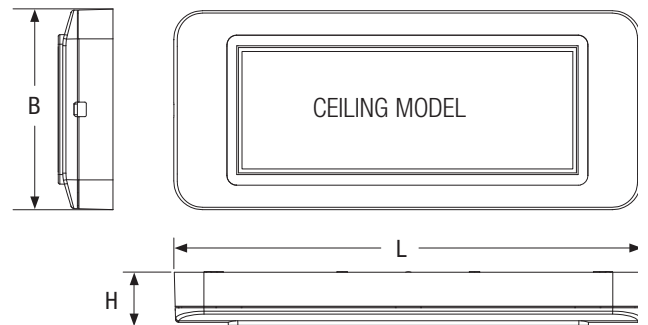
Housing White Polycarbonate RAL 9003

Optics Symmetrical, white

Louvre Transparent polycarbonate

Light source LED

* Indicative power for comparison with fluorescent tube fixtures



Power * W	• Dimensions (mm) •										DV diffuser	DV suspended
	L	B	H	L1	B1	H1	L2	B2	H2	H3		
6	294	126	34	317	149	46	292	124	35	12	15 m	20 m
8	294	126	34	317	149	46	292	124	35	12	15 m	20 m
11	294	126	34	317	149	46	292	124	35	12	15 m	20 m
18,24	294	126	34	317	149	46	292	124	35	12	15 m	20 m


*Indicative power for comparison with fluorescent tube fixtures

Accessories

supplied


Order code	Description
4278	ADES 3 LEFT RIGHT DOWN DESIGN LED TEK
3733	RECESSED BOX

RECESSED MOUNTING



3733 RECESSED BOX 6, 8, 11, 18, 24 W supplied

KIT IP66



4112 KIT IP66 COMPLETE LED to be ordered separately

WALL MOUNTING



4265 WALL SUSPENDED BRACKET to be ordered separately
4267 DIFFUSER RIGHT/LEFT to be ordered separately
4268 DIFFUSER DOWN to be ordered separately

Accessories

to be ordered separately

Order code	Description
4112	KIT IP66 COMPLETE LED
4265	WALL BRACKET DESIGN
4266	FALSE CEILING BRACKET DESIGN
4267	DIFFUSER RIGHT/LEFT DESIGN LED
4268	DIFFUSER DOWN DESIGN LED
4269	ADES LEFT RIGHT DOWN
4278	ADES 3 LEFT RIGHT DOWN DESIGN LED

RECESSED MOUNTING ON FALSE CEILING OR PLASTERBOARD



4266 FALSE CEILING BRACKET to be ordered separately

WALL MOUNTING



4278 ADES 3 LEFT RIGHT DOWN supplied
4269 DIFFUSERS RIGHT/LEFT DOWN to be ordered separately

RECESSED MOUNTING



4266 FALSE CEILING BRACKET to be ordered separately
4267 DIFFUSER RIGHT/LEFT to be ordered separately
4268 DIFFUSER DOWN to be ordered separately

TR

W	Order code	Description	Model	N° LED	Autonomy	Battery	Average Flux SE lm	Average Flux SA lm	Power consump. max. W	Weight kg	Pack
6	4101	COMPLETA LED 6W SE 1N IP40	SE	10	1h	NC HT 3.6V 0.75A	70	-	1	0,5	6
8	4102	COMPLETA LED 8W SE 1N IP40	SE	16	1h	NC HT 3.6V 0.75A	120	-	1	0,5	6
11	4103	COMPLETA LED 11W SE 1N IP40	SE	20	1h	NC HT 3.6V 0.75A	140	-	1	0,5	6
11	4104	COMPLETA LED 11W SA 3H IP40	SE	20	3h	NIMH HT 3.6V 1.2A	105	-	1	0,5	6
11	4105	COMPLETA LED 11W SA 1N IP40	SA	20	1h	NC HT 3.6V 0.75A	140	90	1/2,5	0,5	6
11	4106	COMPLETA LED 11W SA 3H IP40	SA	20	3h	NIMH HT 3.6V 1.2A	105	70	1/2,5	0,5	6
18	4107	COMPLETA LED 18W SE 1N IP40	SE	32	1h	NC HT 3.6V 0.75A	200	-	1	0,6	6
24	4108	COMPLETA LED 24W SE 1N IP40	SE	32	1h	2xNC HT 3.6V 0.75A	225	-	1	0,6	6
24	4109	COMPLETA LED 24W SE 3H IP40	SE	32	3h	2xNIMH HT 3.6V 1.2A	190	-	1	0,6	6
24	4110	COMPLETA LED 24W SA 1N IP40	SA	32	1h	2xNC HT 3.6V 0.75A	225	135	1/3	0,6	6
24	4111	COMPLETA LED 24W SA 3H IP40	SA	32	3h	2xNIMH HT 3.6V 1.2A	190	115	1/3	0,6	6